

WSBK

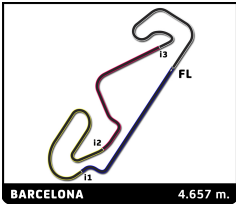
WORLDSBK BARCELONA SUPPORTED TEST

Day 2

Classification

No	Rider	Nat	Team	Bike	Tires	Cl.	Time	Lap	Total	Gap	Kph
1	11B	Nicolo BULEGA	ARUBA.IT DUCATI	DUCATI	WSBK		1:40.172	46	59	-	167.4
2	54	Toprak RAZGATLIOGLU	ROKIT BMW MOTORRAD WORLDSBK TEAM	BMW	WSBK		1:40.199	22	25	+0.027	167.3
3	9B	Danilo PETRUCCI	BARNI SPARK RACING TEAM	DUCATI	WSBK		1:40.601	27	36	+0.429	166.7
4	29B	Andrea IANNONE	Team GoEleven	DUCATI	WSBK		1:40.662	52	54	+0.490	166.5
5	65B	Jonathan REA	Pata Prometeon Yamaha	YAMAHA	WSBK		1:40.772	27	58	+0.600	166.4
6	55B	Andrea LOCATELLI	Pata Prometeon Yamaha	YAMAHA	WSBK		1:40.848	57	58	+0.676	166.2
7	14	Sam LOWES	Elf Marc VDS Racing Team	DUCATI	WSBK		1:40.944	58	78	+0.772	166.1
8	60B	Michael VAN DER MARK	ROKIT BMW MOTORRAD WORLDSBK TEAM	BMW	WSBK		1:40.961	38	40	+0.789	166.1
9	22	Alex LOWES	Kawasaki Racing Team WorldSBK	KAWASAKI	WSBK		1:40.985	67	72	+0.813	166.0
10	21B	Michael Ruben RINALDI	MOTOCORSA RACING	DUCATI	WSBK		1:41.020	15	16	+0.848	166.0
11	87	Remy GARDNER	GYTR GRT YAMAHA WORLDSBK TEAM	YAMAHA	WSBK		1:41.044	45	61	+0.872	165.9
12	31B	Garrett GERLOFF	Bonovo action BMW	BMW	WSBK		1:41.160	75	78	+0.988	165.7
13	77	Dominique AEGERTER	GYTR GRT YAMAHA WORLDSBK TEAM	YAMAHA	WSBK		1:41.178	49	55	+1.006	165.7
14	54B	Toprak RAZGATLIOGLU	ROKIT BMW MOTORRAD WORLDSBK TEAM	BMW	WSBK		1:41.441	10	50	+1.269	165.3
15	51B	Michele PIRRO	ARUBA.IT DUCATI	DUCATI	WSBK		1:41.479	31	44	+1.307	165.2
16	47B	Axel BASSANI	Kawasaki Racing Team WorldSBK	KAWASAKI	WSBK		1:41.557	62	63	+1.385	165.1
17	1B	Alvaro BAUTISTA	ARUBA.IT DUCATI	DUCATI	WSBK		1:41.571	29	35	+1.399	165.1
18	45	Scott REDDING	Bonovo action BMW	BMW	WSBK		1:41.574	66	67	+1.402	165.1
19	87B	Remy GARDNER	GYTR GRT YAMAHA WORLDSBK TEAM	YAMAHA	WSBK		1:41.590	13	15	+1.418	165.0
20	1C	Alvaro BAUTISTA	ARUBA.IT DUCATI	DUCATI	WSBK		1:41.591	26	41	+1.419	165.0
21	53	Tito RABAT	Kawasaki Pucetti Racing	KAWASAKI	WSBK		1:41.800	16	54	+1.628	164.7
22	97B	Xavi VIERGE	TEAM HRC WORLDSBK	HONDA	WSBK		1:41.804	57	69	+1.632	164.7
23	14B	Sam LOWES	Elf Marc VDS Racing Team	DUCATI	WSBK		1:41.856	5	6	+1.684	164.6
24	21	Michael Ruben RINALDI	MOTOCORSA RACING	DUCATI	WSBK		1:41.884	11	54	+1.712	164.6
25	51	Michele PIRRO	ARUBA.IT DUCATI	DUCATI	WSBK		1:41.946	9	15	+1.774	164.5
26	60	Michael VAN DER MARK	ROKIT BMW MOTORRAD WORLDSBK TEAM	BMW	WSBK		1:41.948	32	39	+1.776	164.4
27	65	Jonathan REA	Pata Prometeon Yamaha	YAMAHA	WSBK		1:42.007	10	11	+1.835	164.4
28	145	Tetsuta NAGASHIMA	HRC TEST TEAM	HONDA	WSBK		1:42.102	37	39	+1.930	164.2
29	47	Axel BASSANI	Kawasaki Racing Team WorldSBK	KAWASAKI	WSBK		1:42.131	4	15	+1.959	164.2
30	77B	Dominique AEGERTER	GYTR GRT YAMAHA WORLDSBK TEAM	YAMAHA	WSBK		1:42.187	18	23	+2.015	164.1
31	5	Philipp OETTL	GMT94 SBK Team	YAMAHA	WSBK		1:42.321	42	62	+2.149	163.8
32	95	Tarran MACKENZIE	PETRONAS MIE Racing Honda	HONDA	WSBK		1:42.371	58	66	+2.199	163.8
33	28	Bradley RAY	YAMAHA MOTOXRACING WORLDSBK TEAM	YAMAHA	WSBK		1:42.413	57	65	+2.241	163.7
34	22B	Alex LOWES	Kawasaki Racing Team WorldSBK	KAWASAKI	WSBK		1:42.604	4	5	+2.432	163.4
35	45B	Tetsuta NAGASHIMA	HRC TEST TEAM	HONDA	WSBK		1:42.623	20	22	+2.451	163.4
36	97	Xavi VIERGE	TEAM HRC WORLDSBK	HONDA	WSBK		1:42.929	3	5	+2.757	162.9
37	7	Iker LECUONA	TEAM HRC WORLDSBK	HONDA	WSBK		1:42.962	16	22	+2.790	162.8
38	7B	Iker LECUONA	TEAM HRC WORLDSBK	HONDA	WSBK		1:43.012	4	9	+2.840	162.7
39	50	Sylvain GUINTOLI	BMW Motorrad	BMW	WSBK		1:43.121	46	63	+2.949	162.6
40	27	Adam NORRODIN	PETRONAS MIE Racing Honda	HONDA	WSBK		1:43.187	72	75	+3.015	162.5
41	38	Bradley SMITH	BMW Motorrad	BMW	WSBK		1:43.524	35	64	+3.352	161.9
42	31	Garrett GERLOFF	Bonovo action BMW	BMW	WSBK		1:44.254	3	4	+4.082	160.8
43	45B	Scott REDDING	Bonovo action BMW	BMW	WSBK		1:45.577	3	4	+5.405	158.8
44	1	Alvaro BAUTISTA	ARUBA.IT DUCATI	DUCATI	WSBK						
45	9	Danilo PETRUCCI	BARNI SPARK RACING TEAM	DUCATI	WSBK						
46	11	Nicolo BULEGA	ARUBA.IT DUCATI	DUCATI	WSBK						
47	29	Andrea IANNONE	Team GoEleven	DUCATI	WSBK						
48	55	Andrea LOCATELLI	Pata Prometeon Yamaha	YAMAHA	WSBK				2		
49	121	Florian MARINO	Kawasaki Racing Team WorldSBK	KAWASAKI	WSBK						
50	965	Common SPARE	Pata Prometeon Yamaha	YAMAHA	WSBK						
51	14C	Sam LOWES	Elf Marc VDS Racing Team	DUCATI	WSBK						
52	29C	Andrea IANNONE	Team GoEleven	DUCATI	WSBK						

Fastest Lap: Lap 46 | Nicolò BULEGA | **1:40.172** | 167.4 Kph



WSBK
 WORLDSBK BARCELONA SUPPORTED TEST

Day 2

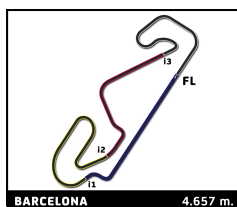
Classification

No	Rider	Nat	Team	Bike	Tires	Cl.	Time	Lap Total	Gap	Kph
----	-------	-----	------	------	-------	-----	------	-----------	-----	-----

Published at:

Track Status: **DRY**

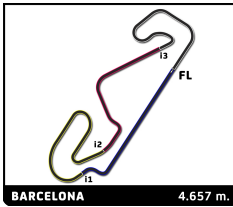
Race Director:	Timekeeper:
-----------------------	--------------------



WSBK WORLDSBK BARCELONA SUPPORTED TEST Day 2

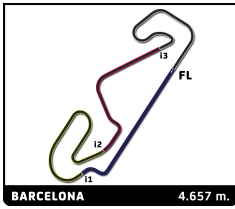
Best Sector Times

Sector 1			Sector 2			Sector 3			Sector 4			Pos	No	Ideal Lap	Best Lap	
Pos	No	Rider	Time	No	Rider	Time	No	Rider	Time	No	Rider					Time
1	1C	A.BAUTISTA	17.098	11B	N.BULEGA	31.362	11B	N.BULEGA	20.585	11B	N.BULEGA	30.909	1	11B	1:40.084	1:40.172 (1)
2	54	T.RAZGATLIOGLU	17.100	54	T.RAZGATLIOGLU	31.465	54	T.RAZGATLIOGLU	20.602	29B	A.IANNONE	31.022	2	54	1:40.198	1:40.199 (2)
3	9B	D.PETRUCCI	17.107	65B	J.REA	31.483	29B	A.IANNONE	20.644	54	T.RAZGATLIOGLU	31.031	3	29B	1:40.508	1:40.662 (4)
4	1B	A.BAUTISTA	17.119	22	A.LOWES	31.548	9B	D.PETRUCCI	20.678	14	S.LOWES	31.149	4	9B	1:40.561	1:40.601 (3)
5	54B	T.RAZGATLIOGLU	17.122	29B	A.IANNONE	31.614	65B	J.REA	20.704	65B	J.REA	31.156	5	65B	1:40.615	1:40.772 (5)
6	60B	M.VAN DER MARK	17.175	9B	D.PETRUCCI	31.615	14	S.LOWES	20.713	22	A.LOWES	31.161	6	55B	1:40.794	1:40.848 (6)
7	31B	G.GERLOFF	17.196	14	S.LOWES	31.625	21B	M.RINALDI	20.718	9B	D.PETRUCCI	31.161	7	22	1:40.802	1:40.985 (9)
8	97B	X.VIERGE	17.206	55B	A.LOCATELLI	31.633	55B	A.LOCATELLI	20.750	55B	A.LOCATELLI	31.183	8	14	1:40.825	1:40.944 (7)
9	60	M.VAN DER MARK	17.218	60B	M.VAN DER MARK	31.642	87	R.GARDNER	20.761	87	R.GARDNER	31.202	9	87	1:40.951	1:41.044 (11)
10	87	R.GARDNER	17.223	1C	A.BAUTISTA	31.662	31B	G.GERLOFF	20.764	21B	M.RINALDI	31.228	10	60B	1:40.960	1:40.961 (8)
11	29B	A.IANNONE	17.228	77	D.AEGERTER	31.688	77	D.AEGERTER	20.775	77	D.AEGERTER	31.293	11	21B	1:41.020	1:41.020 (10)
12	11B	N.BULEGA	17.228	21B	M.RINALDI	31.706	22	A.LOWES	20.776	51B	M.PIRRO	31.325	12	31B	1:41.074	1:41.160 (12)
13	55B	A.LOCATELLI	17.228	47B	A.BASSANI	31.715	1B	A.BAUTISTA	20.780	60B	M.VAN DER MARK	31.335	13	1C	1:41.111	1:41.591 (20)
14	45	S.REDDING	17.231	87	R.GARDNER	31.765	1C	A.BAUTISTA	20.805	31B	G.GERLOFF	31.346	14	77	1:41.140	1:41.178 (13)
15	65B	J.REA	17.272	31B	G.GERLOFF	31.768	60B	M.VAN DER MARK	20.808	47B	A.BASSANI	31.370	15	54B	1:41.255	1:41.441 (14)
16	145	T.NAGASHIMA	17.315	51B	M.PIRRO	31.850	87B	R.GARDNER	20.830	54B	T.RAZGATLIOGLU	31.379	16	1B	1:41.356	1:41.571 (17)
17	22	A.LOWES	17.317	87B	R.GARDNER	31.859	54B	T.RAZGATLIOGLU	20.861	45	S.REDDING	31.392	17	51B	1:41.373	1:41.479 (15)
18	51B	M.PIRRO	17.332	54B	T.RAZGATLIOGLU	31.893	14B	S.LOWES	20.863	51	M.PIRRO	31.402	18	47B	1:41.411	1:41.557 (16)
19	47B	A.BASSANI	17.338	53	T.RABAT	31.952	51B	M.PIRRO	20.866	53	T.RABAT	31.414	19	45	1:41.458	1:41.574 (18)
20	14	S.LOWES	17.338	45	S.REDDING	31.957	45	S.REDDING	20.878	14B	S.LOWES	31.443	20	87B	1:41.590	1:41.590 (19)
21	45B	T.NAGASHIMA	17.355	47	A.BASSANI	31.960	53	T.RABAT	20.879	1B	A.BAUTISTA	31.446	21	53	1:41.616	1:41.800 (21)
22	21	M.RINALDI	17.360	51	M.PIRRO	31.962	21	M.RINALDI	20.902	65	J.REA	31.477	22	51	1:41.730	1:41.946 (25)
23	51	M.PIRRO	17.363	65	J.REA	31.994	77B	D.AEGERTER	20.916	21	M.RINALDI	31.514	23	97B	1:41.738	1:41.804 (22)
24	21B	M.RINALDI	17.368	60	M.VAN DER MARK	32.001	97B	X.VIERGE	20.936	97B	X.VIERGE	31.522	24	14B	1:41.764	1:41.856 (23)
25	14B	S.LOWES	17.370	1B	A.BAUTISTA	32.011	60	M.VAN DER MARK	20.955	87B	R.GARDNER	31.530	25	60	1:41.792	1:41.948 (26)
26	53	T.RABAT	17.371	95	T.MACKENZIE	32.060	65	J.REA	20.968	1C	A.BAUTISTA	31.546	26	21	1:41.846	1:41.884 (24)
27	87B	R.GARDNER	17.371	145	T.NAGASHIMA	32.063	145	T.NAGASHIMA	20.978	5	P.OETTL	31.592	27	65	1:41.906	1:42.007 (27)
28	77	D.AEGERTER	17.384	77B	D.AEGERTER	32.067	47B	A.BASSANI	20.988	47	A.BASSANI	31.613	28	145	1:42.026	1:42.102 (28)
29	97	X.VIERGE	17.395	21	M.RINALDI	32.070	51	M.PIRRO	21.003	60	M.VAN DER MARK	31.618	29	47	1:42.054	1:42.131 (29)
30	50	S.GUINTOLI	17.396	97B	X.VIERGE	32.074	5	P.OETTL	21.017	28	B.RAY	31.634	30	77B	1:42.086	1:42.187 (30)
31	47	A.BASSANI	17.425	5	P.OETTL	32.084	22B	A.LOWES	21.028	77B	D.AEGERTER	31.650	31	5	1:42.157	1:42.321 (31)
32	22B	A.LOWES	17.432	14B	S.LOWES	32.088	47	A.BASSANI	21.056	145	T.NAGASHIMA	31.670	32	95	1:42.340	1:42.371 (32)
33	7	I.LECUONA	17.448	28	B.RAY	32.159	95	T.MACKENZIE	21.064	95	T.MACKENZIE	31.710	33	28	1:42.362	1:42.413 (33)
34	77B	D.AEGERTER	17.453	22B	A.LOWES	32.274	28	B.RAY	21.079	45B	T.NAGASHIMA	31.719	34	22B	1:42.482	1:42.604 (34)
35	5	P.OETTL	17.464	27	A.NORRODIN	32.303	45B	T.NAGASHIMA	21.095	7	I.LECUONA	31.744	35	45B	1:42.553	1:42.623 (35)
36	65	J.REA	17.467	45B	T.NAGASHIMA	32.384	7	I.LECUONA	21.119	22B	A.LOWES	31.748	36	7	1:42.709	1:42.962 (37)
37	28	B.RAY	17.490	7	I.LECUONA	32.398	97	X.VIERGE	21.194	7B	I.LECUONA	31.764	37	97	1:42.899	1:42.929 (36)
38	7B	I.LECUONA	17.500	7B	I.LECUONA	32.413	50	S.GUINTOLI	21.204	97	X.VIERGE	31.784	38	50	1:42.946	1:43.121 (39)
39	95	T.MACKENZIE	17.506	50	S.GUINTOLI	32.470	38	B.SMITH	21.206	50	S.GUINTOLI	31.876	39	7B	1:42.990	1:43.012 (38)
40	27	A.NORRODIN	17.518	38	B.SMITH	32.479	7B	I.LECUONA	21.313	27	A.NORRODIN	31.911	40	27	1:43.090	1:43.187 (40)
41	38	B.SMITH	17.616	97	X.VIERGE	32.526	27	A.NORRODIN	21.358	38	B.SMITH	32.084	41	38	1:43.385	1:43.524 (41)
42	31	G.GERLOFF	17.674	31	G.GERLOFF	32.792	31	G.GERLOFF	21.625	31	G.GERLOFF	32.105	42	31	1:44.196	1:44.254 (42)
43	45B	S.REDDING	17.714	45B	S.REDDING	33.347	45B	S.REDDING	21.652	45B	S.REDDING	32.282	43	45B	1:44.995	1:45.577 (43)
44	55	A.LOCATELLI	17.892	55	A.LOCATELLI	35.684	55	A.LOCATELLI	22.507	55	A.LOCATELLI	41.104	44	55	1:57.187	



WSBK WORLDSBK BARCELONA SUPPORTED TEST Day 2 Best Top Speed

No Rider	Team	Class	Top 1		Top 2		Top 3		Top 4		Top 5		
			Kph	Lap	Kph	Lap	Kph	Lap	Kph	Lap	Kph	Lap	Avg
47 Axel BASSANI	Kawasaki Racing Team WorldSBK	WSBK	328.5	12	321.7	9	321.7	5	319.8	13	317.9	8	321.9
11B Nicolo BULEGA	ARUBA.IT DUCATI	WSBK	327.5	4	322.6	44	322.6	15	322.6	3	321.7	11	323.4
9B Danilo PETRUCCI	BARNI SPARK RACING TEAM	WSBK	327.5	23	325.5	8	325.5	7	323.6	22	323.6	4	325.1
1B Alvaro BAUTISTA	ARUBA.IT DUCATI	WSBK	326.5	25	324.5	26	324.5	14	324.5	13	324.5	9	324.9
54B Toprak RAZGATLIOGLU	ROKIT BMW MOTORRAD WORLDSBK TEAM	WSBK	326.5	7	325.5	6	324.5	5	323.6	35	323.6	13	324.7
29B Andrea IANNONE	Team GoEleven	WSBK	325.5	26	322.6	17	321.7	7	321.7	47	321.7	25	322.6
53 Tito RABAT	Kawasaki Puccetti Racing	WSBK	325.5	17	322.6	16	321.7	13	321.7	9	321.7	19	322.6
50 Sylvain GUINTOLI	BMW Motorrad	WSBK	325.5	4	321.7	41	320.7	8	320.7	5	319.8	43	321.7
51B Michele PIRRO	ARUBA.IT DUCATI	WSBK	325.5	25	323.6	30	321.7	36	321.7	8	319.8	9	322.5
60 Michael VAN DER MARK	ROKIT BMW MOTORRAD WORLDSBK TEAM	WSBK	324.5	5	323.6	4	321.7	11	321.7	9	320.7	30	322.4
97B Xavi VIERGE	TEAM HRC WORLDSBK	WSBK	324.5	12	324.5	4	322.6	3	322.6	5	322.6	11	323.4
1C Alvaro BAUTISTA	ARUBA.IT DUCATI	WSBK	324.5	37	324.5	23	323.6	41	323.6	38	323.6	18	324.0
31B Garrett GERLOFF	Bonovo action BMW	WSBK	323.6	7	322.6	13	322.6	12	322.6	11	322.6	10	322.8
97 Xavi VIERGE	TEAM HRC WORLDSBK	WSBK	323.6	3	323.6	4	322.6	5	321.7	2	162.5	1	290.8
22 Alex LOWES	Kawasaki Racing Team WorldSBK	WSBK	323.6	33	319.8	43	319.8	32	318.8	7	317.9	48	320.0
47B Axel BASSANI	Kawasaki Racing Team WorldSBK	WSBK	323.6	56	322.6	4	321.7	9	321.7	3	320.7	7	322.1
77 Dominique AEGERTER	GYTR GRT YAMAHA WORLDSBK TEAM	WSBK	322.6	15	321.7	6	318.8	8	317.0	4	317.0	7	319.4
55B Andrea LOCATELLI	Pata Prometeon Yamaha	WSBK	321.7	39	319.8	8	317.9	6	317.9	10	317.9	14	319.0
54 Toprak RAZGATLIOGLU	ROKIT BMW MOTORRAD WORLDSBK TEAM	WSBK	321.7	25	321.7	23	321.7	22	321.7	20	321.7	11	321.7
60B Michael VAN DER MARK	ROKIT BMW MOTORRAD WORLDSBK TEAM	WSBK	321.7	2	320.7	39	320.7	3	319.8	4	319.8	5	320.5
7 Iker LECUONA	TEAM HRC WORLDSBK	WSBK	321.7	5	320.7	11	318.8	12	318.8	2	317.9	3	319.6
7B Iker LECUONA	TEAM HRC WORLDSBK	WSBK	321.7	9	320.7	4	319.8	2	319.8	3	319.8	5	320.4
145 Tetsuta NAGASHIMA	HRC TEST TEAM	WSBK	321.7	4	320.7	9	319.8	3	319.8	6	319.8	19	320.4
45B Tetsuta NAGASHIMA	HRC TEST TEAM	WSBK	321.7	2	319.8	16	319.8	15	317.9	14	317.0	12	319.2
31 Garrett GERLOFF	Bonovo action BMW	WSBK	320.7	2	317.0	4	316.0	3	149.1	1			275.7
45 Scott REDDING	Bonovo action BMW	WSBK	320.7	66	319.8	40	318.8	62	317.9	32	317.9	38	319.0
87 Remy GARDNER	GYTR GRT YAMAHA WORLDSBK TEAM	WSBK	320.7	52	317.0	51	315.1	50	315.1	43	315.1	31	316.6
77B Dominique AEGERTER	GYTR GRT YAMAHA WORLDSBK TEAM	WSBK	319.8	15	319.8	10	319.8	6	318.8	4	317.9	3	319.2
65B Jonathan REA	Pata Prometeon Yamaha	WSBK	319.8	12	316.0	14	315.1	11	315.1	9	315.1	8	316.2
38 Bradley SMITH	BMW Motorrad	WSBK	319.8	20	319.8	5	319.8	6	319.8	8	319.8	18	319.8
14 Sam LOWES	Elf Marc VDS Racing Team	WSBK	318.8	20	317.9	4	317.9	7	317.9	11	317.9	12	318.1
21B Michael Ruben RINALDI	MOTOCORSA RACING	WSBK	318.8	2	313.3	16	313.3	15	313.3	6	313.3	4	314.4
22B Alex LOWES	Kawasaki Racing Team WorldSBK	WSBK	318.8	4	317.9	2	317.9	3	317.9	5	172.6	1	289.0
14B Sam LOWES	Elf Marc VDS Racing Team	WSBK	317.9	6	317.0	5	316.0	4	313.3	3	312.4	2	315.3
21 Michael Ruben RINALDI	MOTOCORSA RACING	WSBK	317.0	8	316.0	19	316.0	17	316.0	14	315.1	18	316.0
87B Remy GARDNER	GYTR GRT YAMAHA WORLDSBK TEAM	WSBK	316.0	15	316.0	14	316.0	3	315.1	13	315.1	11	315.6
65 Jonathan REA	Pata Prometeon Yamaha	WSBK	316.0	6	315.1	10	315.1	5	315.1	4	314.2	9	315.1
5 Philipp OETTL	GMT94 SBK Team	WSBK	315.1	10	314.2	9	314.2	8	313.3	5	313.3	26	314.0
95 Tarran MACKENZIE	PETRONAS MIE Racing Honda	WSBK	315.1	8	314.2	5	312.4	15	312.4	14	312.4	13	313.3
27 Adam NORRODIN	PETRONAS MIE Racing Honda	WSBK	315.1	72	315.1	23	314.2	73	314.2	45	314.2	17	314.6
28 Bradley RAY	YAMAHA MOTOCRACING WORLDSBK TEAM	WSBK	315.1	58	314.2	57	314.2	56	312.4	44	311.5	16	313.5
51 Michele PIRRO	ARUBA.IT DUCATI	WSBK	315.1	3	314.2	10	314.2	5	314.2	4	313.3	14	314.2
45B Scott REDDING	Bonovo action BMW	WSBK	313.3	3	312.4	4	307.1	2	189.7	1			280.6
55 Andrea LOCATELLI	Pata Prometeon Yamaha	WSBK	312.4	2	222.3	1							267.4
11 Nicolo BULEGA	ARUBA.IT DUCATI	WSBK											
1 Alvaro BAUTISTA	ARUBA.IT DUCATI	WSBK											
9 Danilo PETRUCCI	BARNI SPARK RACING TEAM	WSBK											
14C Sam LOWES	Elf Marc VDS Racing Team	WSBK											
965 Common SPARE	Pata Prometeon Yamaha	WSBK											

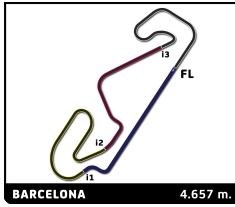


WSBK
WORLDSBK BARCELONA SUPPORTED TEST

Day 2

Best Top Speed

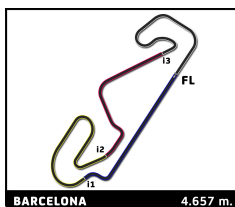
No Rider	Team	Class	Top 1		Top 2		Top 3		Top 4		Top 5	
			Kph	Lap	Kph	Lap	Kph	Lap	Kph	Lap	Kph	Lap
29	Andrea IANNONE	Team GoEleven	WSBK									
29C	Andrea IANNONE	Team GoEleven	WSBK									
121	Florian MARINO	Kawasaki Racing Team WorldSBK	WSBK									



WSBK
WORLDSBK BARCELONA SUPPORTED TEST
Day 2

Fastest Lap Sequence

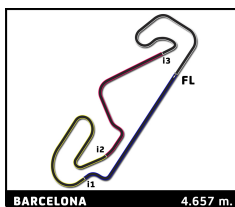
Elapsed	No Rider	Team	Bike	Class	Time	Kph	Lap
1:19:06.819	1B Alvaro BAUTISTA	ARUBA.IT DUCATI	DUCATI	WSBK	1:43.760	161.6	2
1:20:50.482	1B Alvaro BAUTISTA	ARUBA.IT DUCATI	DUCATI	WSBK	1:43.663	161.7	3
1:22:34.000	1B Alvaro BAUTISTA	ARUBA.IT DUCATI	DUCATI	WSBK	1:43.518	162.0	4
1:30:19.436	97 Xavi VIERGE	TEAM HRC WORLDSBK	HONDA	WSBK	1:43.491	162.0	2
1:32:02.365	97 Xavi VIERGE	TEAM HRC WORLDSBK	HONDA	WSBK	1:42.929	162.9	3
1:43:02.968	77B Dominique AEGERTER	GYTR GRT YAMAHA WORLDSBK TEAM	YAMAHA	WSBK	1:42.778	163.1	4
1:44:45.697	77B Dominique AEGERTER	GYTR GRT YAMAHA WORLDSBK TEAM	YAMAHA	WSBK	1:42.729	163.2	5
1:46:26.364	29B Andrea IANNONE	Team GoEleven	DUCATI	WSBK	1:42.565	163.5	4
1:47:52.550	65 Jonathan REA	Pata Prometeon Yamaha	YAMAHA	WSBK	1:42.241	164.0	3
1:51:18.794	65 Jonathan REA	Pata Prometeon Yamaha	YAMAHA	WSBK	1:42.129	164.2	5
1:53:54.289	22 Alex LOWES	Kawasaki Racing Team WorldSBK	KAWASAKI	WSBK	1:42.083	164.2	5
1:59:00.559	22 Alex LOWES	Kawasaki Racing Team WorldSBK	KAWASAKI	WSBK	1:42.029	164.3	8
2:00:38.278	1B Alvaro BAUTISTA	ARUBA.IT DUCATI	DUCATI	WSBK	1:41.833	164.6	8
2:17:01.081	29B Andrea IANNONE	Team GoEleven	DUCATI	WSBK	1:41.569	165.1	13
2:18:42.566	29B Andrea IANNONE	Team GoEleven	DUCATI	WSBK	1:41.485	165.2	14
2:49:25.067	54B Toprak RAZGATLIOGLU	ROKIT BMW MOTORRAD WORLDSBK TEAM	BMW	WSBK	1:41.441	165.3	10
3:02:48.933	11B Nicolo BULEGA	ARUBA.IT DUCATI	DUCATI	WSBK	1:40.714	166.5	13
5:24:39.176	9B Danilo PETRUCCI	BARNI SPARK RACING TEAM	DUCATI	WSBK	1:40.601	166.7	27
7:02:12.951	11B Nicolo BULEGA	ARUBA.IT DUCATI	DUCATI	WSBK	1:40.172	167.4	46



WSBK WORLDSBK BARCELONA SUPPORTED TEST Day 2 Sector Analysis

— Invalidated Lap ■ Personal Best ■ Session Best B Crossing the pit lane

Lap	Time	Sector 1	Sector 2	Sector 3	Sector 4	T.Spd	Lap	Time	Sector 1	Sector 2	Sector 3	Sector 4	T.Spd
11B Nicolo BULEGA													
ARUBA.IT DUCATI							DUCATI						
1	1:15.18.352	...	33.475	21.685	31.865	185.5	56	1:42.540	17.587	32.109	21.049	31.795	316.0
2	1:44.505	17.508	31.852	20.852	34.293	318.8	57	1:45.676	17.580	32.761	23.336	31.999	317.0
3	1:41.519	17.451	31.859	20.896	31.313	322.6	58	1:59.521 B	18.434	39.027	24.267	37.793	317.9
4	1:41.549	17.256	31.914	20.831	31.548	327.5	59	2:44.211 B	1:06.044	36.024	24.035	38.108	205.5
5	1:41.576	17.338	31.817	20.764	31.657	320.7							
6	1:55.178 B	17.962	36.687	22.126	38.403	319.8							
7	18:44.534	...	33.314	21.419	31.904	204.4							
8	1:41.856	17.407	31.893	20.970	31.586	317.0							
9	1:41.601	17.371	31.847	20.871	31.512	318.8							
10	1:41.585	17.322	31.897	20.861	31.505	317.9							
11	1:56.831 B	18.233	35.988	23.138	39.472	321.7							
12	11:19.133	9:53.372	32.835	21.547	31.379	176.5							
13	1:40.714	17.228	31.515	20.658	31.313	320.7							
14	1:41.232	17.246	31.730	20.763	31.493	318.8							
15	1:57.819 B	18.209	38.127	23.349	38.134	322.6							
16	14:16.591	...	36.304	24.154	32.560	183.6							
17	1:42.437	17.628	32.069	21.109	31.631	314.2							
18	1:42.137	17.540	31.858	21.101	31.638	313.3							
19	1:41.634	17.418	31.803	20.907	31.506	313.3							
20	1:41.627	17.425	31.860	20.848	31.494	315.1							
21	1:57.284 B	18.419	36.061	23.652	39.152	313.3							
22	19:02.113	...	33.543	21.164	31.567	203.6							
23	1:40.946	17.350	31.699	20.761	31.136	315.1							
24	1:40.902	17.283	31.614	20.749	31.256	315.1							
25	1:41.101	17.339	31.613	20.808	31.341	315.1							
26	1:52.433 B	17.377	31.760	22.890	40.406	315.1							
27	18:14.483	...	34.445	21.524	31.880	179.4							
28	1:41.899	17.502	31.961	20.909	31.527	316.0							
29	1:41.579	17.408	31.866	20.956	31.349	317.0							
30	1:54.379 B	19.218	34.938	22.392	37.831	317.0							
31	13:24.897	...	37.965	21.714	31.909	204.7							
32	1:41.525	17.467	31.863	20.841	31.354	316.0							
33	1:41.298	17.248	31.815	20.844	31.391	316.0							
34	1:54.723 B	18.484	36.555	22.595	37.089	316.0							
35	27:28.631	...	34.662	21.929	31.666	217.4							
36	1:41.764	17.387	31.877	20.900	31.600	318.8							
37	1:41.225	17.253	31.766	20.754	31.452	317.9							
38	1:50.338 B	17.292	31.818	22.465	38.763	317.0							
39	13:19.270	...	37.869	21.415	31.708	207.9							
40	3:53.183 B	1:50.817	53.697	27.669	41.000	316.0							
41	21:47.202	...	35.844	21.273	31.728	205.5							
42	1:41.455	17.406	31.834	20.892	31.323	318.8							
43	1:41.314	17.339	31.761	20.806	31.408	319.8							
44	1:49.239 B	17.380	31.986	20.901	38.972	322.6							
45	5:57.186	4:31.329	33.426	21.091	31.340	198.4							
46	1:40.172	17.250	31.391	20.622	30.909	317.0							
47	1:51.455 B	17.862	34.664	22.321	36.608	317.9							
48	6:11.802	4:45.788	33.345	21.313	31.356	179.1							
49	1:42.510	17.259	31.362	20.585	33.304	317.9							
50	1:42.165	17.740	32.134	20.986	31.305	317.9							
51	1:40.460	17.262	31.443	20.661	31.094	319.8							
52	1:53.889 B	17.350	34.820	23.556	38.163	317.9							
53	26:35.409	...	34.428	21.629	32.226	197.7							
54	1:42.201	17.648	31.970	21.023	31.560	314.2							
55	1:42.028	17.497	31.964	20.973	31.594	317.0							
14B Sam LOWES													
Elf Marc VDS Racing Team							DUCATI						
1	1:49:37.296	...	34.129	21.240	33.068	104.8							
2	1:42.346	17.726	32.187	20.906	31.527	312.4							
3	1:42.147	17.710	32.088	20.906	31.443	313.3							
4	1:41.949	17.492	32.091	20.865	31.501	316.0							
5	1:41.856	17.370	32.122	20.863	31.501	317.0							
6	1:51.542 B	18.179	34.855	21.868	36.640	317.9							
1B Alvaro BAUTISTA													
ARUBA.IT DUCATI							DUCATI						
1	17:23.059	...	33.790	22.097	32.504	203.2							
2	1:43.760	17.435	32.813	21.493	32.019	322.6							
3	1:43.663	17.471	32.809	21.313	32.070	320.7							
4	1:43.518	17.317	32.668	21.368	32.165	322.6							
5	1:43.661	17.429	32.669	21.440	32.123	320.7							
6	1:50.873 B	18.022	34.636	22.593	35.622	321.7							
7	32:47.911	...	33.132	21.756	31.985	184.6							
8	1:41.833	17.292	32.015	20.953	31.573	323.6							
9	1:41.921	17.261	32.079	20.916	31.665	324.5							
10	1:42.301	17.348	32.206	21.075	31.672	322.6							
11	1:42.525	17.256	32.410	21.107	31.752	322.6							
12	1:42.081	17.174	32.270	21.001	31.636	321.7							
13	1:42.329	17.201	32.367	21.031	31.730	324.5							
14	1:42.348	17.208	32.391	21.055	31.694	324.5							
15	1:42.275	17.182	32.397	21.023	31.673	322.6							
16	1:49.333 B	17.270	33.765	22.543	35.755	322.6							
17	12:04.124	...	32.659	23.041	32.145	192.4							
18	1:41.960	17.306	32.150	20.957	31.547	322.6							
19	1:44.769	17.290	34.236	21.484	31.759	322.6							
20	1:41.963	17.193	32.129	20.974	31.667	322.6							
21	1:42.149	17.257	32.088	21.011	31.793	322.6							
22	1:41.853	17.151	32.174	20.882	31.646	323.6							
23	1:42.159	17.229	32.282	21.002	31.646	323.6							
24	1:42.195	17.157	32.286	20.942	31.810	323.6							
25	1:42.295	17.137	32.440	20.917	31.801	326.5							
26	1:42.198	17.168	32.332	20.976	31.722	324.5							
27	1:50.670 B	18.091	35.068	22.125	35.386	322.6							
28	14:02.123	...	32.404	21.065	31.725	190.1							
29	1:41.571	17.225	32.011	20.855	31.480	320.7							
30	1:41.603	17.159	32.080	20.918	31.446	321.7							
31	1:41.585	17.244	32.032	20.780	31.529	321.7							
32	1:42.057	17.119	32.151	20.826	31.961	322.6							
33	1:42.291	17.233	32.198	21.017	31.843	321.7							
34	1:42.325	17.158	32.265	21.014	31.888	321.7							
35	1:53.629 B	20.282	35.235	22.579	35.533	319.8							
1C Alvaro BAUTISTA													
ARUBA.IT DUCATI							DUCATI						
1	14:42.453	...	35.993	22.043	32.111	185.8							
2	1:42.033	17.256	32.040	21.128	31.609	319.8							
3	1:42.264	17.201	32.063	21.146	31.854	319.8							



WSBK WORLDSBK BARCELONA SUPPORTED TEST Day 2 Sector Analysis

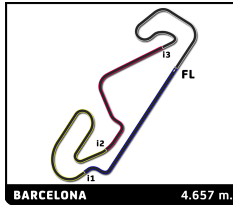
— Invalidated Lap ■ Personal Best ■ Session Best B Crossing the pit lane

Lap	Time	Sector 1	Sector 2	Sector 3	Sector 4	T.Spd	Lap	Time	Sector 1	Sector 2	Sector 3	Sector 4	T.Spd
4	1:43.127	17.331	32.846	21.028	31.922	318.8	22B Alex LOWES Kawasaki Racing Team WorldSBK KAWASAKI						
5	1:42.356	17.272	32.206	21.065	31.813	318.8							
6	1:42.425	17.234	32.291	21.055	31.845	320.7							
7	1:42.271	17.193	32.241	21.072	31.765	319.8							
8	1:42.231	17.207	32.209	20.970	31.845	321.7							
9	1:42.396	17.273	32.308	20.999	31.816	320.7							
10	1:50.236B	17.240	34.228	21.941	36.827	320.7							
11	26:05.603	...	32.530	21.765	48.888	183.0							
12	1:42.115	17.665	32.020	20.882	31.548	318.8							
13	1:41.646	17.098	31.954	21.037	31.557	321.7							
14	1:41.902	17.271	32.123	20.854	31.654	321.7							
15	1:42.024	17.216	32.174	20.865	31.769	322.6							
16	1:42.204	17.204	32.179	21.110	31.711	320.7							
17	1:42.038	17.125	32.229	20.978	31.706	322.6							
18	1:42.194	17.172	32.186	20.990	31.846	323.6							
19	1:42.496	17.203	32.438	20.990	31.865	320.7							
20	1:42.279	17.211	32.235	21.043	31.790	321.7							
21	1:52.845B	17.900	35.947	22.454	36.544	321.7							
22	21:01.725	...	32.491	21.098	31.844	181.2							
23	1:42.065	17.312	32.002	21.003	31.748	324.5							
24	1:41.985	17.211	32.076	20.993	31.705	320.7							
25	1:41.883	17.206	32.061	20.967	31.649	322.6							
26	1:41.591	17.172	31.905	20.881	31.633	322.6							
27	1:41.785	17.174	32.029	20.912	31.670	320.7							
28	1:41.885	17.161	32.067	20.948	31.709	320.7							
29	1:41.860	17.219	32.027	20.948	31.666	322.6							
30	1:41.846	17.135	32.110	20.868	31.733	320.7							
31	1:42.138	17.181	32.179	20.899	31.879	321.7							
32	1:55.978B	18.529	36.795	22.968	37.686	318.8							
33	14:07.213	...	32.767	21.043	31.784	192.8							
34	1:41.694	17.261	31.886	20.847	31.700	321.7							
35	1:41.809	17.199	32.004	20.937	31.669	322.6							
36	1:41.850	17.275	32.144	20.885	31.546	321.7							
37	1:41.838	17.170	32.202	20.852	31.614	324.5							
38	1:41.893	17.195	32.109	20.993	31.596	323.6							
39	1:53.439B	18.034	36.681	22.742	35.982	321.7							
40	10:32.506	9:07.210	32.320	21.302	31.674	198.4							
41	3:04.192B	17.133	31.662	20.805	1:54.592	323.6							

Lap	Time	Sector 1	Sector 2	Sector 3	Sector 4	T.Spd
21B Michael Ruben RINALDI MOTOCORSA RACING DUCATI						
1	:03:19.859	...	34.326	21.895	32.444	192.8
2	1:43.044	17.516	32.419	21.148	31.961	318.8
3	1:53.584	17.692	32.352	30.005	33.535	311.5
4	1:47.381	19.360	34.125	21.539	32.357	313.3
5	1:47.868	17.512	32.469	25.304	32.583	312.4
6	1:44.192	17.944	32.547	21.346	32.355	313.3
7	1:43.891	17.685	32.595	21.463	32.148	312.4
8	1:43.264	17.540	32.466	21.293	31.965	312.4
9	1:55.531B	17.600	32.432	21.156	44.343	312.4
10	27:49.415	...	32.904	21.409	32.747	222.3
11	1:41.759	17.497	31.982	20.858	31.422	311.5
12	1:41.548	17.384	31.870	20.844	31.450	312.4
13	1:49.526B	18.229	33.857	21.929	35.511	310.6
14	4:33.074	3:05.909	33.307	21.691	32.167	229.4
15	1:41.020	17.368	31.706	20.718	31.228	313.3
16	1:57.347B	20.402	36.122	22.227	38.596	313.3

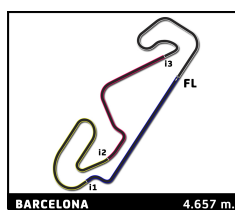
Lap	Time	Sector 1	Sector 2	Sector 3	Sector 4	T.Spd
1	:36:04.751	...	33.734	21.743	32.078	172.6
2	1:42.683	17.443	32.328	21.028	31.884	317.9
3	1:42.718	17.529	32.319	21.054	31.816	317.9
4	1:42.604	17.432	32.274	21.150	31.748	318.8
5	1:57.311B	19.575	37.959	23.520	36.257	317.9

Lap	Time	Sector 1	Sector 2	Sector 3	Sector 4	T.Spd
29B Andrea IANNONE Team GoEleven DUCATI						
1	:41:14.392	...	36.124	22.679	34.450	128.2
2	1:45.751	18.687	33.379	21.542	32.143	316.0
3	1:43.656	17.921	32.570	21.344	31.821	320.7
4	1:42.565	17.591	32.240	21.116	31.618	318.8
5	1:47.147B	18.954	33.385	21.122	33.686	317.9
6	8:36.169	7:03.416	33.276	21.235	38.242	143.1
7	1:42.739	17.747	32.385	20.937	31.670	321.7
8	1:42.418	17.385	32.318	21.043	31.672	320.7
9	1:49.947	17.866	38.122	21.267	32.692	317.9
10	1:42.627	17.438	32.296	21.058	31.835	321.7
11	1:52.418B	17.748	36.883	22.818	34.969	317.9
12	9:39.683	8:12.081	33.672	21.926	32.004	191.4
13	1:41.569	17.355	31.999	20.769	31.446	320.7
14	1:41.485	17.295	32.022	20.815	31.353	319.8
15	1:46.527B	18.147	33.473	20.829	34.078	317.9
16	23:19.950	...	37.050	21.282	31.676	174.0
17	1:41.946	17.509	32.143	20.910	31.384	322.6
18	1:41.889	17.370	32.225	20.843	31.451	318.8
19	1:52.179B	18.059	36.733	22.011	35.376	317.9
20	15:52.820	...	34.089	21.414	34.902	174.5
21	1:42.725	17.723	32.441	20.981	31.580	314.2
22	1:48.378	18.328	36.979	21.352	31.719	317.0
23	1:42.186	17.392	32.163	21.001	31.630	319.8
24	1:42.326	17.465	32.260	20.952	31.649	318.8
25	1:42.686	17.430	32.314	20.964	31.978	321.7
26	1:51.722B	17.228	34.391	23.065	37.038	325.5
27	10:47.126	9:18.318	34.767	21.796	32.245	127.5
28	1:41.628	17.444	31.943	20.872	31.369	314.2
29	1:41.593	17.334	31.949	20.829	31.481	314.2
30	1:41.645	17.268	32.037	20.962	31.378	316.0
31	1:42.110	17.510	32.101	20.999	31.500	315.1
32	1:42.024	17.395	32.162	20.960	31.507	316.0
33	1:42.197	17.518	32.123	20.916	31.640	316.0
34	1:50.682B	17.385	32.421	22.867	38.009	316.0
35	:21:29.067	...	32.854	21.304	31.783	166.0
36	1:42.123	17.446	31.991	20.970	31.716	318.8
37	1:42.121	17.415	32.117	21.054	31.535	317.0
38	1:54.945B	17.917	37.420	22.696	36.912	317.9
39	8:51.904	7:25.327	32.854	21.416	32.307	210.7
40	1:41.406	17.253	31.998	20.763	31.392	316.0
41	1:51.491	18.260	40.217	21.259	31.755	316.0
42	1:41.559	17.447	31.957	20.866	31.289	317.9
43	1:52.671B	17.815	36.295	22.467	36.094	318.8
44	25:20.558	...	33.642	24.848	31.812	117.7
45	1:41.838	17.408	32.053	20.908	31.469	319.8
46	1:41.914	17.389	32.183	20.895	31.447	319.8



WSBK
WORLDSBK BARCELONA SUPPORTED TEST
Day 2
Sector Analysis

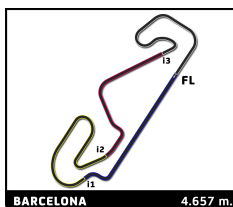
___ Invalidated Lap							■ Personal Best	■ Session Best	B Crossing the pit lane								
Lap	Time	Sector 1	Sector 2	Sector 3	Sector 4	T.Spd	Lap	Time	Sector 1	Sector 2	Sector 3	Sector 4	T.Spd				
47	1:46.589B	17.541	32.940	21.643	34.465	321.7	48	1:42.485	17.291	32.400	21.007	31.787	317.0				
48	8:28.348	7:02.491	32.401	21.145	32.311	188.4	49	1:42.720	17.380	32.295	21.116	31.929	318.8				
49	1:41.114	17.324	31.825	20.729	31.236	315.1	50	1:42.952	17.386	32.400	21.192	31.974	316.0				
50	1:54.630B	17.856	39.602	22.331	34.841	317.0	51	1:42.743	17.323	32.411	21.111	31.898	318.8				
51	25:18.458	...	34.849	23.219	42.359	230.8	52	1:42.756	17.378	32.428	21.089	31.861	319.8				
52	1:40.662	17.382	31.614	20.644	31.022	315.1	53	1:42.822	17.258	32.420	21.247	31.897	319.8				
53	3:04.007B	17.271	1:43.414	27.174	36.148	315.1	54	1:43.198	17.323	32.580	21.244	32.051	317.9				
54	11:34.942B	9:54.742	38.682	23.727	37.791	218.8	55	1:43.108	17.266	32.548	21.291	32.003	318.8				
31B Garrett GERLOFF							Bonovo action BMW							BMW			
1	:58:17.523	...	38.397	22.371	33.280	168.0	56	1:57.725B	20.092	36.929	21.560	39.144	317.0				
2	2:10.144	24.486	49.862	23.379	32.417	320.7	57	6:34.528	5:06.703	33.858	21.396	32.571	156.9				
3	1:43.765	17.654	32.667	21.321	32.123	321.7	58	1:43.467	17.394	32.675	21.262	32.136	317.0				
4	1:44.326	17.952	32.852	21.511	32.011	321.7	59	1:46.366	18.235	34.467	21.426	32.238	317.0				
5	1:43.598	17.577	32.666	21.149	32.206	319.8	60	1:44.010	17.396	32.817	21.207	32.590	317.0				
6	1:43.468	17.504	32.615	21.211	32.138	314.2	61	1:57.891B	20.079	39.503	21.745	36.564	317.0				
7	1:43.680	17.448	32.516	21.428	32.288	323.6	62	34:12.756	...	35.491	21.826	33.942	205.9				
8	1:59.318B	20.348	40.260	21.987	36.723	318.8	63	1:42.672	17.244	32.249	21.267	31.912	318.8				
9	36:39.383	...	36.127	21.721	32.619	192.8	64	1:42.531	17.466	32.185	21.019	31.861	317.9				
10	1:43.292	17.523	32.606	21.201	31.962	322.6	65	1:42.469	17.370	32.212	21.122	31.765	317.9				
11	1:43.092	17.401	32.430	21.228	32.033	322.6	66	1:51.625B	18.800	35.393	21.580	35.852	317.9				
12	1:45.093	17.351	32.473	22.564	32.705	322.6	67	31:44.414B	...	33.243	21.488	36.892	207.5				
13	1:43.110	17.375	32.388	21.437	31.910	322.6	68	5:41.406	4:07.904	33.850	26.284	33.368	201.7				
14	1:53.794B	19.726	35.190	21.810	37.068	320.7	69	1:41.752	17.344	31.963	20.884	31.561	318.8				
15	10:11.174	8:43.819	33.077	21.595	32.683	197.0	70	1:41.638	17.261	31.909	21.073	31.395	317.9				
16	1:42.721	17.390	32.391	21.175	31.765	318.8	71	1:42.109	17.228	31.992	20.902	31.987	318.8				
17	1:42.680	17.349	32.287	21.125	31.919	317.0	72	1:42.161	17.262	32.134	21.209	31.556	319.8				
18	1:42.795	17.304	32.399	21.165	31.927	318.8	73	1:50.800B	19.747	33.882	21.280	35.891	319.8				
19	1:43.065	17.472	32.381	21.155	32.057	317.0	74	3:59.703	2:30.563	34.591	22.104	32.445	169.1				
20	1:54.376B	19.788	36.225	21.692	36.671	317.9	75	1:41.160	17.205	31.845	20.764	31.346	318.8				
21	17:36.217	...	38.001	22.556	33.079	201.7	76	1:41.198	17.196	31.768	20.780	31.454	319.8				
22	1:51.864	17.279	32.339	22.838	39.408	319.8	77	1:50.821	18.466	38.196	21.880	32.279	318.8				
23	1:42.027	17.351	32.052	20.927	31.697	318.8	78	1:41.703	17.275	31.967	20.902	31.559	320.7				
24	1:51.227B	17.871	33.471	22.991	36.894	319.8	45B Tetsuta NAGASHIMA							HRC TEST TEAM		HONDA	
25	10:36.929	9:07.858	34.721	21.957	32.393	193.1	1	:20:01.490	...	34.305	21.834	33.188	158.0				
26	1:42.383	17.480	32.110	21.002	31.791	316.0	2	1:43.425	17.436	32.493	21.344	32.152	321.7				
27	1:42.367	17.296	32.230	21.043	31.798	317.9	3	1:43.402	17.577	32.530	21.275	32.020	316.0				
28	1:56.425B	21.730	35.962	21.949	36.784	317.0	4	1:43.217	17.402	32.456	21.345	32.014	315.1				
29	8:02.760	6:34.698	33.398	21.563	33.101	190.4	5	1:43.079	17.432	32.412	21.233	32.002	315.1				
30	1:42.711	17.321	32.323	21.268	31.799	317.0	6	1:52.034B	18.201	33.764	22.161	37.908	314.2				
31	1:43.119	17.313	32.641	21.138	32.027	317.0	7	:21:05.432	...	33.594	21.956	32.630	177.9				
32	1:54.259B	21.493	34.424	21.799	36.543	316.0	8	1:43.612	17.621	32.609	21.316	32.066	314.2				
33	50:05.099	...	33.131	21.506	32.179	214.0	9	1:43.983	17.514	32.897	21.442	32.130	314.2				
34	1:43.329	17.524	32.509	21.260	32.036	316.0	10	1:43.258	17.473	32.440	21.304	32.041	313.3				
35	1:43.294	17.514	32.504	21.375	31.901	317.0	11	1:43.025	17.411	32.460	21.259	31.895	314.2				
36	1:43.667	17.526	32.519	21.323	32.299	313.3	12	1:53.485B	19.407	34.570	21.981	37.527	317.0				
37	1:43.242	17.396	32.503	21.359	31.984	320.7	13	:32:00.814	...	37.279	22.182	32.226	172.3				
38	1:52.171B	18.550	35.596	21.812	36.213	316.0	14	1:43.456	17.502	32.537	21.376	32.041	317.9				
39	22:04.978	...	33.484	21.593	32.386	203.2	15	1:43.269	17.368	32.541	21.205	32.155	319.8				
40	1:43.767	17.491	32.764	21.319	32.193	316.0	16	1:43.143	17.377	32.581	21.179	32.006	319.8				
41	1:44.127	17.581	32.740	21.345	32.461	317.9	17	1:53.641B	17.786	35.664	21.893	38.298	316.0				
42	2:00.084B	19.300	42.654	21.628	36.502	317.9	18	7:31.836	6:03.382	34.468	21.775	32.211	190.1				
43	11:29.454	9:59.513	35.274	21.966	32.701	197.0	19	1:42.927	17.456	32.456	21.171	31.844	315.1				
44	1:43.299	17.569	32.538	21.256	31.936	317.0	20	1:42.623	17.355	32.387	21.095	31.786	317.0				
45	1:42.876	17.439	32.379	21.263	31.795	317.0	21	1:42.634	17.365	32.384	21.166	31.719	317.0				
46	1:42.691	17.382	32.348	21.160	31.801	317.0	22	1:57.763B	20.230	37.293	22.093	38.147	314.2				
47	1:42.640	17.428	32.342	21.117	31.753	317.9	1	:52:38.700	...	34.249	22.886	33.465	189.7				
							2	1:45.865	18.345	33.407	21.831	32.282	307.1				



WSBK
WORLDSBK BARCELONA SUPPORTED TEST
Day 2
Sector Analysis

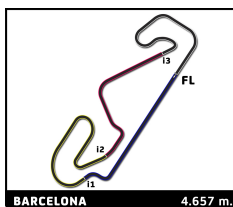
___ Invalidated Lap ■ Personal Best ■ Session Best **B** Crossing the pit lane

Lap	Time	Sector 1	Sector 2	Sector 3	Sector 4	T.Spd	Lap	Time	Sector 1	Sector 2	Sector 3	Sector 4	T.Spd
54B Toprak RAZGATLIOGLU													
ROKIT BMW MOTORRAD WORLDSBK							BMW						
1	:51:56.428	...	34.508	22.221	32.751	180.3	2	9:03.497 B	7:13.725	41.536	28.472	39.764	174.2
2	1:44.442	18.017	32.924	21.587	31.914	310.6	3	9:47.479	8:18.662	35.363	21.557	31.897	222.3
3	1:42.462	17.358	32.322	21.044	31.738	322.6	4	1:42.489	17.534	32.273	21.011	31.671	315.1
4	1:46.790	18.621	34.725	21.550	31.894	320.7	5	1:42.287	17.489	32.151	20.986	31.661	317.0
5	1:46.822	17.601	35.245	21.685	32.291	324.5	6	1:44.105	18.308	32.533	21.394	31.870	317.9
6	1:41.944	17.278	32.174	20.893	31.599	325.5	7	1:42.390	17.348	32.224	21.035	31.783	317.0
7	1:45.332 B	17.298	32.427	21.045	34.562	326.5	8	1:45.787 B	17.358	32.275	21.402	34.752	319.8
8	24:16.591 B	...	32.955	21.498	34.011	177.6	9	18:11.522	...	35.341	24.722	35.511	141.6
9	21:02.815	...	32.998	21.622	32.035	208.7	10	1:43.123	17.758	32.548	21.081	31.736	317.9
10	1:41.441	17.200	31.944	20.904	31.393	322.6	11	1:42.852	17.461	32.198	21.082	32.111	317.0
11	1:41.588	17.134	31.951	20.934	31.569	323.6	12	1:42.597	17.400	32.293	21.110	31.794	317.0
12	1:42.099	17.128	32.145	21.103	31.723	319.8	13	1:42.491	17.418	32.326	21.014	31.733	315.1
13	1:45.696 B	17.235	32.269	21.225	34.967	323.6	14	1:42.638	17.333	32.265	21.045	31.995	317.9
14	22:00.951	...	33.050	21.297	31.967	199.9	15	1:47.701 B	17.401	33.320	22.256	34.724	317.0
15	1:42.858	17.355	32.245	21.244	32.014	318.8	16	14:36.788	...	34.415	25.224	37.196	166.7
16	1:42.631	17.341	32.230	21.145	31.915	319.8	17	1:42.838	17.882	32.275	21.023	31.658	312.4
17	1:45.041 B	17.355	32.322	21.050	34.314	320.7	18	1:41.762	17.362	31.959	20.902	31.539	317.9
18	:41:42.601	...	34.224	21.955	32.142	191.4	19	1:41.794	17.359	31.935	20.972	31.528	315.1
19	1:41.828	17.242	31.984	21.028	31.574	318.8	20	1:41.925	17.338	32.028	20.966	31.593	314.2
20	1:41.733	17.122	31.985	21.032	31.594	319.8	21	1:42.413	17.374	32.122	21.031	31.886	312.4
21	1:41.827	17.126	32.005	21.045	31.651	319.8	22	1:49.995 B	18.132	35.149	21.682	35.032	313.3
22	1:41.922	17.265	32.022	20.942	31.693	318.8	23	20:11.391	...	33.173	21.224	31.779	167.5
23	1:41.894	17.134	32.165	20.958	31.637	319.8	24	1:41.766	17.400	31.859	20.980	31.527	314.2
24	1:41.786	17.244	32.087	20.861	31.594	320.7	25	1:42.059	17.480	32.034	20.926	31.619	313.3
25	1:41.958	17.156	32.123	21.023	31.656	319.8	26	1:42.191	17.332	32.047	20.907	31.905	316.0
26	1:41.873	17.176	32.142	20.914	31.641	317.0	27	1:41.975	17.359	32.025	20.950	31.641	314.2
27	1:51.099 B	18.419	35.124	22.128	35.428	319.8	28	1:42.274	17.423	32.101	21.027	31.723	314.2
28	32:09.079	...	33.906	21.794	32.377	195.5	29	1:47.805 B	17.431	32.162	21.017	37.195	314.2
29	1:41.843	17.387	32.107	20.970	31.379	314.2	30	38:50.070	...	37.029	24.715	32.666	167.0
30	1:41.688	17.195	32.013	21.002	31.478	317.9	31	1:41.784	17.472	31.910	20.951	31.451	316.0
31	1:41.763	17.197	32.029	20.974	31.563	319.8	32	1:41.669	17.304	31.927	20.941	31.497	317.0
32	1:41.752	17.175	32.034	21.010	31.533	319.8	33	1:41.841	17.329	31.972	20.918	31.622	316.0
33	1:41.916	17.194	32.161	20.902	31.659	318.8	34	1:42.094	17.356	32.104	20.989	31.645	316.0
34	1:41.897	17.213	32.122	20.950	31.612	320.7	35	1:42.183	17.396	32.130	20.952	31.705	315.1
35	1:42.323	17.170	32.349	21.078	31.726	323.6	36	1:47.618 B	17.341	32.226	23.587	34.464	316.0
36	1:42.271	17.303	32.219	21.054	31.695	319.8	37	:47:37.092	...	39.292	21.499	32.092	174.2
37	1:42.346	17.310	32.300	21.017	31.719	319.8	38	1:42.730	17.607	32.317	21.098	31.708	317.0
38	1:49.739 B	17.347	34.150	22.813	35.429	322.6	39	1:42.820	17.622	32.332	21.089	31.777	321.7
39	34:28.458	...	33.939	21.472	32.197	202.1	40	1:42.812	17.443	32.290	21.120	31.959	314.2
40	1:43.906	17.467	32.790	21.507	32.142	317.9	41	1:42.833	17.475	32.291	21.046	32.021	315.1
41	1:42.031	17.383	32.058	20.973	31.617	318.8	42	1:42.873	17.434	32.330	21.142	31.967	315.1
42	1:41.945	17.391	32.077	20.950	31.527	319.8	43	1:43.140	17.481	32.455	21.129	32.075	314.2
43	1:42.159	17.343	32.145	20.952	31.719	320.7	44	1:46.566 B	17.636	32.663	21.488	34.779	316.0
44	1:44.455	17.705	33.687	21.082	31.981	318.8	45	18:22.933	...	32.955	21.301	31.766	183.3
45	1:41.868	17.227	32.099	20.945	31.597	319.8	46	1:42.377	17.480	32.190	21.038	31.669	315.1
46	1:48.060 B	17.555	34.726	21.796	33.983	320.7	47	1:42.341	17.422	32.096	21.025	31.798	314.2
47	23:04.123	...	32.978	21.317	31.969	216.6	48	1:42.277	17.438	32.039	21.088	31.712	315.1
48	1:43.094	17.513	32.184	21.071	32.326	321.7	49	1:42.247	17.390	32.100	21.057	31.700	315.1
49	1:41.646	17.314	31.893	20.925	31.514	318.8	50	1:42.414	17.415	32.241	20.998	31.760	315.1
50	1:53.101 B	18.435	34.972	22.466	37.228	320.7	51	43:34.658	...	32.349	21.094	31.585	207.9
55B Andrea LOCATELLI													
Pata Prometeon Yamaha							YAMAHA						
1	:55:34.020 B	...	44.542	31.321	43.437	106.1	52	1:41.706	17.404	31.825	20.996	31.481	314.2
							53	1:41.738	17.413	31.905	20.949	31.471	315.1
							54	1:41.920	17.400	32.075	20.989	31.456	317.0
							55	1:44.412 B	17.353	31.980	20.844	34.235	317.0
							56	4:24.074	2:59.375	32.479	20.927	31.293	199.9
							57	1:40.848	17.282	31.633	20.750	31.183	315.1
							58	1:41.016	17.228	31.692	20.800	31.296	315.1



WSBK WORLDSBK BARCELONA SUPPORTED TEST Day 2 Sector Analysis

Michael VAN DER MARK							Dominique AEGERTER						
Lap	Time	Sector 1	Sector 2	Sector 3	Sector 4	T.Spd	Lap	Time	Sector 1	Sector 2	Sector 3	Sector 4	T.Spd
60B ROKIT BMW MOTORRAD WORLDSBK BMW							77B GYTR GRT YAMAHA WORLDSBK TEAM YAMAHA						
1	:53:04.617	...	34.675	23.479	33.353	192.1	1	:37:52.271	...	35.902	22.746	33.958	162.0
2	1:42.707	17.457	32.120	21.238	31.892	321.7	2	1:44.476	17.830	32.842	21.613	32.191	316.0
3	1:42.485	17.311	32.165	21.221	31.788	320.7	3	1:43.443	17.604	32.534	21.196	32.109	317.9
4	1:42.414	17.312	32.252	21.142	31.708	319.8	4	1:42.778	17.486	32.386	21.059	31.847	318.8
5	1:42.626	17.284	32.235	21.298	31.809	319.8	5	1:42.729	17.525	32.328	21.161	31.715	317.9
6	1:47.410B	17.393	33.692	21.773	34.552	319.8	6	1:42.816	17.453	32.231	21.098	32.034	319.8
7	:41:46.745	...	32.902	21.290	32.018	199.1	7	1:42.835	17.522	32.289	21.153	31.871	317.9
8	1:42.496	17.355	32.314	21.048	31.779	316.0	8	1:43.342	17.624	32.303	21.347	32.068	315.1
9	1:42.963	17.359	32.408	21.203	31.993	316.0							
10	1:43.396	17.482	32.507	21.207	32.200	314.2							
11	1:52.048B	17.834	35.425	21.414	37.375	316.0							
12	7:28.361	5:58.580	33.934	22.158	33.689	196.2							
13	1:44.054	17.715	32.731	21.368	32.240	317.9							
14	1:47.698B	17.569	33.395	21.538	35.196	318.8							
15	11:03.187	9:36.558	33.469	21.367	31.793	176.2							
16	1:41.909	17.290	31.986	21.014	31.619	316.0							
17	1:45.876B	17.258	32.176	21.354	35.088	317.9							
18	21:50.340	...	33.062	21.338	31.832	187.4							
19	1:42.624	17.495	32.226	21.140	31.763	316.0							
20	1:42.495	17.324	32.267	21.137	31.767	316.0							
21	1:42.993	17.367	32.450	21.235	31.941	314.2							
22	1:54.390B	19.260	37.397	21.450	36.283	317.0							
23	36:26.729	...	33.209	21.401	32.036	188.7							
24	1:42.742	17.372	32.301	21.149	31.920	317.0							
25	1:42.931	17.385	32.310	21.293	31.943	316.0							
26	1:49.972B	18.360	35.512	21.447	34.653	317.0							
27	56:15.240	...	35.456	25.807	33.511	197.7							
28	1:41.655	17.399	31.926	20.874	31.456	317.0							
29	1:55.674	17.910	34.084	25.806	37.874	317.9							
30	1:41.918	17.342	31.930	21.026	31.620	317.9							
31	1:41.968	17.202	32.045	21.036	31.685	318.8							
32	1:47.621B	17.846	34.122	21.075	34.578	318.8							
33	6:45.363	5:13.746	34.259	23.279	34.079	199.5							
34	1:41.388	17.199	31.937	20.847	31.405	319.8							
35	1:41.616	17.302	31.931	20.808	31.575	316.0							
36	1:46.432B	17.260	33.770	21.112	34.290	317.0							
37	6:26.340	4:59.210	33.784	21.743	31.603	203.2							
38	1:40.961	17.175	31.642	20.809	31.335	318.8							
39	1:45.914	17.538	35.168	21.631	31.577	320.7							
40	1:43.892B	17.221	31.846	20.897	33.928	319.8							



WSBK WORLDSBK BARCELONA SUPPORTED TEST Day 2 Sector Analysis

Invalidated Lap Personal Best Session Best B Crossing the pit lane

Lap	Time	Sector 1	Sector 2	Sector 3	Sector 4	T.Sp	Lap	Time	Sector 1	Sector 2	Sector 3	Sector 4	T.Sp
9	1:42.632	17.473	32.243	21.061	31.855	317.0	10	1:43.094	17.490	32.517	21.225	31.862	321.7
10	1:54.584B	19.250	36.820	21.640	36.874	319.8	11	1:43.036	17.403	32.454	21.238	31.941	322.6
11	22:26.164	...	36.241	22.001	32.922	155.5	12	1:43.450	17.503	32.778	21.250	31.919	324.5
12	1:44.063	17.806	32.632	21.270	32.355	315.1	13	1:43.044	17.433	32.543	21.146	31.922	321.7
13	1:43.865	17.802	32.646	21.351	32.066	316.0	14	1:49.470B	17.434	32.580	23.106	36.350	321.7
14	1:43.316	17.590	32.524	21.155	32.047	316.0	15	53:47.324	...	33.708	21.678	32.561	147.5
15	1:43.751	17.647	32.622	21.248	32.234	319.8	16	1:43.576	17.581	32.679	21.261	32.055	317.9
16	1:53.377B	17.845	34.442	24.232	36.858	315.1	17	1:47.373	19.211	34.757	21.321	32.084	319.8
17	:24:13.137	...	34.430	21.204	32.073	213.6	18	1:43.370	17.467	32.556	21.245	32.102	318.8
18	1:42.187	17.536	32.067	20.916	31.668	317.9	19	1:50.461B	17.479	32.674	21.303	39.005	322.6
19	1:42.254	17.509	32.112	20.983	31.650	314.2	20	8:05.229	6:38.472	33.157	21.472	32.128	105.2
20	1:42.423	17.484	32.117	20.934	31.888	315.1	21	1:42.672	17.386	32.339	21.060	31.887	318.8
21	1:46.084B	17.537	32.283	21.209	35.055	314.2	22	1:42.524	17.274	32.368	21.071	31.811	317.0
22	2:38.914	1:10.042	34.579	21.657	32.636	164.5	23	1:43.073	17.361	32.509	21.160	32.043	317.0
23	1:52.451	17.951	33.613	28.045	32.842	313.3	24	1:43.051	17.401	32.439	21.191	32.020	318.8

7B Iker LECUONA
TEAM HRC WORLDSBK HONDA

1	:06:32.803	...	34.050	21.936	32.490	201.0
2	1:44.045	18.063	32.624	21.411	31.947	319.8
3	1:43.255	17.630	32.510	21.313	31.802	319.8
4	1:43.012	17.500	32.413	21.335	31.764	320.7
5	1:49.378B	18.463	34.203	21.654	35.058	319.8
6	:45:52.143	...	34.689	21.930	33.369	182.4
7	1:48.684	19.636	35.116	21.648	32.284	319.8
8	1:44.592	17.814	32.754	21.678	32.346	319.8
9	1:54.062B	18.114	34.747	22.536	38.665	321.7

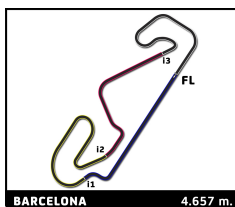
87B Remy GARDNER
GYTR GRT YAMAHA WORLDSBK TEAM YAMAHA

1	:42:15.918	...	34.054	21.938	32.495	215.3
2	1:43.070	17.768	32.369	21.207	31.726	313.3
3	1:42.769	17.500	32.249	21.245	31.775	316.0
4	1:42.767	17.537	32.311	21.128	31.791	315.1
5	1:42.640	17.461	32.242	21.100	31.837	315.1
6	1:42.756	17.478	32.319	21.191	31.768	315.1
7	1:54.655B	18.340	35.880	23.868	36.567	315.1
8	16:29.123	...	33.409	21.801	32.389	210.7
9	1:43.156	17.671	32.448	21.115	31.922	315.1
10	1:43.411	17.592	32.626	21.277	31.916	315.1
11	1:47.148B	17.565	32.446	21.281	35.856	315.1
12	7:19.499	5:50.883	33.831	22.434	32.351	220.1
13	1:41.590	17.371	31.859	20.830	31.530	315.1
14	1:42.048	17.410	32.026	20.917	31.695	316.0
15	1:48.365B	17.463	32.235	21.939	36.728	316.0

97B Xavi VIERGE
TEAM HRC WORLDSBK HONDA

1	:47:09.283	...	37.469	22.135	32.653	166.5
2	1:48.821	18.241	33.914	21.393	35.273	321.7
3	1:44.391	17.727	32.949	21.465	32.250	322.6
4	1:43.833	17.544	32.804	21.386	32.099	324.5
5	1:43.939	17.606	32.861	21.308	32.164	322.6
6	1:46.999	18.784	34.691	21.372	32.152	322.6
7	1:43.620	17.446	32.776	21.296	32.102	321.7
8	1:56.385B	17.508	34.674	23.864	40.339	321.7
9	18:23.838	...	33.215	21.454	32.621	145.5

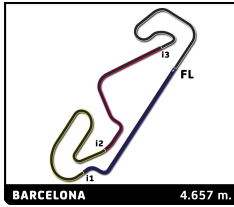
10	1:43.094	17.490	32.517	21.225	31.862	321.7
11	1:43.036	17.403	32.454	21.238	31.941	322.6
12	1:43.450	17.503	32.778	21.250	31.919	324.5
13	1:43.044	17.433	32.543	21.146	31.922	321.7
14	1:49.470B	17.434	32.580	23.106	36.350	321.7
15	53:47.324	...	33.708	21.678	32.561	147.5
16	1:43.576	17.581	32.679	21.261	32.055	317.9
17	1:47.373	19.211	34.757	21.321	32.084	319.8
18	1:43.370	17.467	32.556	21.245	32.102	318.8
19	1:50.461B	17.479	32.674	21.303	39.005	322.6
20	8:05.229	6:38.472	33.157	21.472	32.128	105.2
21	1:42.672	17.386	32.339	21.060	31.887	318.8
22	1:42.524	17.274	32.368	21.071	31.811	317.0
23	1:43.073	17.361	32.509	21.160	32.043	317.0
24	1:43.051	17.401	32.439	21.191	32.020	318.8
25	1:46.989	17.467	35.016	22.140	32.366	319.8
26	1:51.364B	17.461	32.535	23.131	38.237	319.8
27	8:25.489	6:59.158	32.906	21.362	32.063	179.7
28	1:42.112	17.298	32.165	20.998	31.651	318.8
29	1:53.225B	19.795	35.507	21.961	35.962	319.8
30	:27:15.794	...	35.019	22.268	32.626	137.1
31	1:43.838	17.674	32.580	21.367	32.217	316.0
32	1:43.425	17.552	32.574	21.174	32.125	319.8
33	1:43.563	17.457	32.566	21.388	32.152	320.7
34	1:51.681B	17.602	32.903	21.475	39.701	318.8
35	10:23.476	8:57.604	32.742	21.251	31.879	131.6
36	1:42.620	17.404	32.320	21.038	31.858	319.8
37	1:42.789	17.384	32.394	21.142	31.869	319.8
38	1:42.670	17.366	32.351	21.088	31.865	321.7
39	1:54.532B	18.946	37.327	22.428	35.831	322.6
40	16:00.862	...	35.542	27.597	33.674	137.3
41	1:44.179	17.822	32.869	21.373	32.115	316.0
42	1:46.927	17.426	32.575	24.635	32.291	317.9
43	1:43.448	17.450	32.575	21.358	32.065	319.8
44	1:58.586B	19.051	38.073	23.270	38.192	318.8
45	14:22.818	...	32.903	21.376	32.103	144.4
46	1:42.501	17.330	32.354	21.067	31.750	319.8
47	1:43.359	17.574	32.576	21.207	32.002	320.7
48	1:42.956	17.437	32.332	21.172	32.015	319.8
49	1:43.527	17.440	32.611	21.297	32.179	319.8
50	1:43.620	17.603	32.650	21.252	32.115	318.8
51	1:43.120	17.443	32.535	21.134	32.008	317.0
52	1:46.708B	17.520	32.739	21.313	35.136	318.8
53	6:53.375	5:26.399	33.275	21.465	32.236	154.0
54	1:43.460	17.521	32.599	21.229	32.111	318.8
55	1:46.540B	17.441	32.647	21.297	35.155	320.7
56	8:42.415	7:16.597	32.798	21.165	31.855	157.8
57	1:41.804	17.272	32.074	20.936	31.522	318.8
58	1:41.920	17.206	32.093	20.987	31.634	318.8
59	1:49.315B	17.303	33.728	22.071	36.213	317.0
60	22:11.874	...	33.131	21.390	31.989	139.4
61	1:46.611	19.153	33.914	21.422	32.122	321.7
62	1:42.908	17.452	32.410	21.141	31.905	321.7
63	1:43.298	17.391	32.584	21.263	32.060	318.8
64	1:43.110	17.419	32.519	21.152	32.020	319.8
65	1:43.128	17.433	32.508	21.167	32.020	322.6
66	1:43.399	17.495	32.519	21.299	32.086	319.8
67	2:07.962B	20.425	41.695	24.626	41.216	297.0



WSBK WORLDSBK BARCELONA SUPPORTED TEST Day 2 Sector Analysis

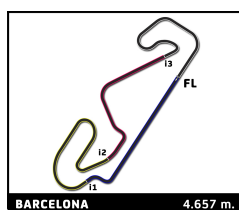
— Invalidated Lap ■ Personal Best ■ Session Best B Crossing the pit lane

Lap	Time	Sector 1	Sector 2	Sector 3	Sector 4	T.Spd	Lap	Time	Sector 1	Sector 2	Sector 3	Sector 4	T.Spd
68	7:07.440B	5:24.154	42.825	23.109	37.352	214.0	14	1:43.983	17.828	32.755	21.339	32.061	311.5
69	2:40.378B	1:01.466	36.027	24.605	38.280	215.7	15	1:43.660	17.732	32.650	21.214	32.064	311.5
9B Danilo PETRUCCI BARNI SPARK RACING TEAM DUCATI							16	1:43.699	17.629	32.676	21.309	32.085	312.4
1	:21:49.319	...	32.756	21.372	31.984	212.8	17	1:43.915	17.676	32.701	21.288	32.250	312.4
2	1:44.000	18.211	32.867	21.090	31.832	321.7	18	1:54.325B	18.374	36.345	22.526	37.080	309.7
3	1:42.451	17.459	32.321	21.056	31.615	321.7	19	13:49.154	...	34.205	21.635	32.522	178.2
4	1:42.236	17.326	32.261	20.982	31.667	323.6	20	1:53.130B	17.816	33.915	21.610	39.789	311.5
5	1:50.007B	18.172	34.372	21.726	35.737	315.1	21	13:38.758	...	33.275	21.334	31.881	188.1
6	15:48.385	...	33.257	21.998	32.919	205.9	22	1:42.597	17.652	32.235	21.024	31.686	308.0
7	1:42.194	17.370	32.199	21.065	31.560	325.5	23	1:48.415	17.676	32.290	21.066	37.383	309.7
8	1:42.208	17.424	32.190	21.016	31.578	325.5	24	1:42.676	17.655	32.313	21.035	31.673	312.4
9	1:42.067	17.285	32.229	20.943	31.610	318.8	25	1:42.543	17.464	32.285	21.020	31.774	312.4
10	1:42.412	17.364	32.351	21.027	31.670	320.7	26	1:42.896	17.602	32.222	21.142	31.930	313.3
11	1:53.192B	17.955	36.029	23.108	36.100	319.8	27	1:52.393B	18.215	34.609	21.896	37.673	311.5
12	14:15.589	...	32.678	21.266	31.715	212.3	28	18:34.413	...	35.022	21.433	31.742	148.3
13	1:46.631	18.249	34.445	21.834	32.103	318.8	29	1:43.498	17.579	32.164	21.048	32.707	311.5
14	1:41.869	17.269	32.110	21.012	31.478	319.8	30	1:42.523	17.475	32.172	21.098	31.778	312.4
15	1:41.902	17.305	32.181	20.849	31.567	317.9	31	1:54.624B	19.052	35.061	21.344	39.167	312.4
16	1:53.291B	18.143	35.847	22.652	36.649	318.8	32	36:49.713	...	33.670	21.915	32.208	189.4
17	17:52.920	...	33.056	21.166	31.537	137.8	33	1:47.225	19.867	34.188	21.258	31.912	307.1
18	1:41.003	17.258	31.823	20.746	31.176	316.0	34	1:43.117	17.735	32.344	21.198	31.840	307.1
19	1:51.094B	18.119	34.843	22.663	35.469	316.0	35	1:48.266	18.619	36.381	21.289	31.977	306.3
20	21:58.372	...	32.615	21.097	31.652	216.1	36	1:43.238	17.657	32.437	21.205	31.939	307.1
21	1:41.682	17.363	32.075	20.902	31.342	316.0	37	1:58.174B	19.631	36.385	22.816	39.342	308.9
22	1:41.845	17.288	32.167	20.894	31.496	323.6	38	14:58.999	...	33.448	21.458	32.255	173.4
23	1:42.825	17.456	32.470	21.217	31.682	327.5	39	1:44.286	17.910	32.837	21.391	32.148	306.3
24	1:41.929	17.365	32.137	20.964	31.463	315.1	40	1:58.268B	20.333	35.661	22.146	40.128	307.1
25	1:53.592B	18.697	36.697	21.775	36.423	316.0	41	10:50.410	9:24.680	32.811	21.141	31.778	178.8
26	16:15.560	...	32.956	21.297	31.836	215.7	42	1:42.321	17.608	32.084	21.037	31.592	308.9
27	1:40.601	17.147	31.615	20.678	31.161	316.0	43	1:42.333	17.500	32.122	21.017	31.694	310.6
28	1:52.340B	17.735	37.212	23.027	34.366	315.1	44	1:42.832	17.596	32.209	21.258	31.769	310.6
29	13:06.180	...	33.120	21.385	31.664	186.8	45	1:43.282	17.590	32.233	21.434	32.025	309.7
30	1:41.230	17.274	31.748	20.678	31.530	318.8	46	1:42.812	17.545	32.348	21.068	31.851	306.3
31	2:52.014B	17.107	31.729	20.702	1:42.476	319.8	47	1:43.034	17.540	32.448	21.210	31.836	309.7
32	:03:28.499	...	32.901	21.235	32.118	217.0	48	2:09.156B	19.479	44.423	22.720	42.534	308.0
33	1:41.927	17.418	32.076	20.976	31.457	316.0	49	:02:16.326	...	33.085	21.342	32.073	193.5
34	1:42.139	17.394	32.147	21.006	31.592	315.1	50	1:43.081	17.602	32.437	21.208	31.834	307.1
35	1:47.113B	17.838	33.685	21.015	34.575	317.9	51	1:43.465	17.632	32.555	21.272	32.006	309.7
36	2:37.051B	54.314	37.494	23.066	42.177	214.4	52	1:43.440	17.699	32.582	21.217	31.942	311.5
5 Philipp OETTL GMT94 SBK Team YAMAHA							53	1:43.557	17.695	32.646	21.192	32.024	308.9
1	:31:50.498	...	34.007	21.729	32.662	213.6	54	2:01.729B	19.322	41.980	22.046	38.381	309.7
2	1:44.708	17.905	33.044	21.483	32.276	312.4	55	57:47.932	...	33.237	21.516	32.269	191.7
3	1:44.132	17.706	32.815	21.466	32.145	312.4	56	1:43.881	17.786	32.662	21.365	32.068	308.9
4	1:44.508	17.689	32.866	21.564	32.389	313.3	57	1:43.630	17.761	32.542	21.277	32.050	310.6
5	1:53.799B	18.285	35.692	22.425	37.397	313.3	58	1:43.611	17.720	32.648	21.233	32.010	311.5
6	16:12.353	...	41.701	21.407	32.553	113.4	59	1:43.747	17.636	32.569	21.512	32.030	311.5
7	1:43.368	17.820	32.510	21.206	31.832	313.3	60	1:43.590	17.701	32.566	21.241	32.082	309.7
8	1:43.383	17.715	32.560	21.216	31.892	314.2	61	1:53.089B	17.810	32.767	21.278	41.234	312.4
9	1:43.353	17.650	32.563	21.175	31.965	314.2	62	2:51.600B	1:08.558	37.646	26.203	39.193	188.4
10	1:43.462	17.636	32.643	21.226	31.957	315.1	7 Iker LECUONA TEAM HRC WORLDSBK HONDA						
11	1:44.605	17.683	33.524	21.308	32.090	312.4	1	:22:57.003	...	36.167	21.836	32.265	141.6
12	1:54.106B	19.359	34.837	22.958	36.952	313.3	2	1:43.290	17.695	32.570	21.281	31.744	318.8
13	28:22.988	...	34.951	21.634	32.581	196.2	3	1:42.963	17.597	32.398	21.213	31.755	317.9
							4	1:47.059	18.269	34.011	22.518	32.261	316.0
							5	1:47.125B	17.648	32.533	21.794	35.150	321.7
							6	:16:57.380	...	34.103	21.979	32.471	83.7



WSBK WORLDSBK BARCELONA SUPPORTED TEST Day 2 Sector Analysis

___ Invalidated Lap							■ Personal Best	■ Session Best	B Crossing the pit lane				
Lap	Time	Sector 1	Sector 2	Sector 3	Sector 4	T.Spd	Lap	Time	Sector 1	Sector 2	Sector 3	Sector 4	T.Spd
7	1:44.005	17.744	32.823	21.390	32.048	317.9	40	12:27.175	...	33.666	21.493	31.988	166.7
8	1:43.772	17.667	32.617	21.236	32.252	317.9	41	1:41.867	17.572	31.921	20.847	31.527	312.4
9	1:43.540	17.634	32.619	21.270	32.017	315.1	42	1:41.799	17.443	31.945	20.917	31.494	313.3
10	1:43.736	17.639	32.618	21.354	32.125	316.0	43	1:42.618	17.503	32.231	21.160	31.724	313.3
11	1:43.817	17.604	32.691	21.429	32.093	320.7	44	1:42.101	17.482	32.117	20.957	31.545	313.3
12	1:47.672 B	17.597	32.699	21.367	36.009	318.8	45	1:42.682	17.673	32.247	21.051	31.711	314.2
13	:20:22.476	...	35.121	21.710	32.278	182.4	46	1:42.172	17.508	32.079	20.975	31.610	312.4
14	1:43.470	17.948	32.516	21.119	31.887	315.1	47	1:54.582 B	20.166	32.789	22.951	38.676	244.9
15	1:44.253	18.676	32.578	21.182	31.817	316.0	48	10:47.149	9:20.231	33.387	21.860	31.671	143.6
16	1:42.962	17.482	32.503	21.201	31.776	317.0	49	1:41.349	17.443	31.810	20.806	31.290	311.5
17	1:43.392	17.504	32.597	21.420	31.871	316.0	50	1:42.030	17.601	32.081	20.966	31.382	312.4
18	1:43.572	17.739	32.596	21.271	31.966	316.0	51	1:41.637	17.358	31.922	20.869	31.488	313.3
19	1:43.316	17.576	32.543	21.271	31.926	317.0	52	1:41.645	17.416	32.015	20.868	31.346	312.4
20	1:43.087	17.538	32.462	21.218	31.869	316.0	53	1:41.648	17.390	31.913	21.008	31.337	314.2
21	1:43.073	17.448	32.467	21.229	31.929	317.0	54	1:41.555	17.338	31.954	20.903	31.360	315.1
22	1:51.645 B	17.494	34.013	22.765	37.373	316.0	55	1:42.319	17.512	31.966	20.843	31.998	313.3
14 Sam LOWES							21 Michael Ruben RINALDI						
Elf Marc VDS Racing Team							MOTOCORSA RACING						
DUCATI							DUCATI						
1	:54:19.389	...	34.142	21.398	32.218	133.2	58	1:40.944	17.457	31.625	20.713	31.149	313.3
2	1:44.891	18.076	33.281	21.466	32.068	315.1	59	1:41.231	17.376	31.772	20.792	31.291	316.0
3	1:43.564	17.870	32.738	21.099	31.857	316.0	60	1:52.464 B	18.495	33.982	22.432	37.555	316.0
4	1:43.394	17.920	32.539	21.077	31.858	317.9	61	17:19.719	...	33.834	21.321	31.855	161.5
5	1:46.060	17.659	35.129	21.283	31.989	315.1	62	1:42.228	17.779	32.122	20.910	31.417	311.5
6	1:42.960	17.526	32.499	21.071	31.864	317.0	63	1:41.825	17.480	31.941	20.900	31.504	313.3
7	1:42.826	17.540	32.434	21.046	31.806	317.9	64	1:42.007	17.595	32.008	20.947	31.457	313.3
8	1:51.765 B	17.629	33.181	23.026	37.929	315.1	65	1:42.214	17.612	32.104	20.949	31.549	312.4
9	12:44.334	...	34.111	21.154	31.870	168.6	66	1:42.293	17.533	32.088	21.052	31.620	311.5
10	1:41.924	17.602	32.074	20.794	31.454	317.0	67	1:42.114	17.488	32.125	20.966	31.535	312.4
11	1:42.212	17.461	32.198	20.943	31.610	317.9	68	1:42.261	17.552	32.148	20.964	31.597	315.1
12	1:44.335	17.426	33.239	21.153	32.517	317.9	69	1:42.080	17.453	32.166	20.950	31.511	317.0
13	1:42.736	17.666	32.334	21.056	31.680	317.0	70	1:42.457	17.501	32.211	21.018	31.727	314.2
14	1:42.883	17.585	32.416	21.099	31.783	317.0	71	1:42.436	17.564	32.190	20.995	31.687	314.2
15	1:42.633	17.538	32.355	21.026	31.714	314.2	72	1:42.939	17.511	32.439	21.162	31.827	315.1
16	1:42.614	17.519	32.354	21.020	31.721	317.0	73	1:54.755 B	19.127	35.885	21.999	37.744	312.4
17	1:42.621	17.581	32.320	20.913	31.807	315.1	74	2:35.525	1:08.571	33.839	21.272	31.843	193.1
18	1:42.762	17.529	32.490	21.022	31.721	317.0	75	1:43.145	17.665	32.480	21.097	31.903	313.3
19	1:42.562	17.477	32.323	21.038	31.724	317.0	76	1:43.175	17.682	32.528	21.029	31.936	315.1
20	1:42.796	17.474	32.422	21.002	31.898	318.8	77	1:43.514	17.585	32.675	21.154	32.100	312.4
21	1:42.762	17.483	32.440	20.960	31.879	317.9	78	1:55.132 B	18.645	35.565	22.641	38.281	307.1
22	1:58.988 B	19.236	35.111	23.708	40.933	253.4							
23	18:41.783	...	34.152	21.757	32.744	158.0							
24	1:44.818	17.984	33.051	21.435	32.348	311.5							
25	1:44.460	17.786	32.927	21.254	32.493	317.0							
26	1:45.194	17.805	33.158	21.470	32.761	314.2							
27	1:57.064 B	18.706	35.885	22.804	39.669	310.6							
28	21:39.670	...	33.753	21.381	31.993	160.4							
29	1:42.528	17.686	32.254	20.961	31.627	311.5							
30	1:42.454	17.767	32.136	20.979	31.572	312.4							
31	1:42.416	17.609	32.224	20.866	31.717	312.4							
32	1:42.561	17.610	32.266	21.035	31.650	311.5							
33	1:42.080	17.486	32.158	20.888	31.548	311.5							
34	1:42.356	17.515	32.231	20.975	31.635	313.3							
35	1:42.289	17.561	32.247	20.904	31.577	311.5							
36	1:42.487	17.394	32.244	20.897	31.952	313.3							
37	1:42.522	17.540	32.335	20.934	31.713	314.2							
38	1:54.038 B	20.125	35.531	21.559	36.823	313.3							
39	:48:38.975 B	...	1:09.001	54.718	1:07.280	100.1							
							5	1:43.083	17.500	32.343	21.295	31.945	312.4
							6	1:57.580 B	19.403	36.721	22.641	38.815	313.3
							7	9:31.743	8:04.533	33.778	21.335	32.097	191.1
							8	1:42.526	17.491	32.153	21.090	31.792	317.0
							9	1:42.156	17.433	32.221	20.902	31.600	313.3
							10	1:41.991	17.365	32.125	20.936	31.565	314.2
							11	1:41.884	17.360	32.070	20.940	31.514	313.3
							12	2:01.169 B	19.865	37.661	23.017	40.626	253.4
							13	24:21.216	...	34.303	24.501	33.571	180.0
							14	1:43.758	17.645	32.607	21.264	32.242	316.0
							15	1:43.220	17.616	32.461	21.264	31.879	313.3
							16	1:42.989	17.563	32.439	21.147	31.840	314.2



WSBK WORLDSBK BARCELONA SUPPORTED TEST Day 2 Sector Analysis

— Invalidated Lap ■ Personal Best ■ Session Best B Crossing the pit lane

Lap	Time	Sector 1	Sector 2	Sector 3	Sector 4	T.Spd	Lap	Time	Sector 1	Sector 2	Sector 3	Sector 4	T.Spd
17	1:42.697	17.482	32.333	21.074	31.808	316.0	18	1:42.201	17.460	32.101	20.950	31.690	316.0
18	1:42.400	17.479	32.279	21.019	31.623	315.1	19	1:42.036	17.505	32.057	20.825	31.649	317.9
19	1:42.611	17.465	32.380	21.047	31.719	316.0	20	1:53.016 B	18.299	33.851	21.831	39.035	317.0
20	2:04.953 B	19.789	39.601	23.884	41.679	314.2	21	14:56.944	...	33.424	21.561	32.312	162.8
21	20:35.530	...	33.545	21.652	32.529	195.9	22	1:42.717	17.506	32.162	21.112	31.937	315.1
22	1:43.278	17.614	32.415	21.323	31.926	311.5	23	1:42.772	17.606	32.211	21.111	31.844	315.1
23	1:43.150	17.552	32.296	21.285	32.017	311.5	24	1:42.463	17.577	32.102	21.058	31.726	315.1
24	1:50.984 B	17.584	32.351	21.249	39.800	312.4	25	1:42.362	17.382	32.150	21.003	31.827	315.1
25	30:57.596	...	33.352	21.754	32.603	206.3	26	1:42.179	17.447	32.024	20.951	31.757	314.2
26	1:43.585	17.642	32.611	21.165	32.167	310.6	27	1:42.302	17.450	32.072	20.977	31.803	314.2
27	1:44.074	17.705	32.493	21.629	32.247	310.6	28	1:52.548 B	17.558	34.214	22.654	38.122	313.3
28	1:43.521	17.631	32.491	21.350	32.049	309.7	29	14:07.387	...	33.013	21.343	32.165	188.7
29	1:43.358	17.552	32.577	21.219	32.010	310.6	30	17:27.545	...	32.965	21.406	32.017	184.0
30	1:43.041	17.515	32.403	21.127	31.996	310.6	31	1:42.168	17.490	31.976	21.063	31.639	316.0
31	1:42.923	17.542	32.362	21.138	31.881	310.6	32	1:42.548	17.471	31.939	21.152	31.986	319.8
32	1:59.924 B	17.563	36.185	24.806	41.370	312.4	33	1:41.911	17.317	31.985	21.049	31.560	323.6
33	1:31:25.889	...	36.206	22.437	32.731	198.0	34	1:42.092	17.457	31.931	20.944	31.760	314.2
34	1:43.844	17.799	32.572	21.364	32.109	309.7	35	1:56.601 B	17.534	34.531	21.940	42.596	315.1
35	1:43.295	17.589	32.440	21.266	32.000	309.7	36	17:13.671	...	34.313	21.530	33.064	100.0
36	1:43.394	17.717	32.528	21.153	31.996	308.9	37	1:42.864	17.764	32.201	21.095	31.804	316.0
37	1:43.478	17.654	32.489	21.274	32.061	308.9	38	1:42.700	17.645	32.210	21.098	31.747	315.1
38	1:43.230	17.584	32.413	21.246	31.987	309.7	39	1:42.612	17.538	32.147	21.088	31.839	315.1
39	1:43.360	17.685	32.465	21.278	31.932	311.5	40	1:42.895	17.552	32.242	21.241	31.860	314.2
40	1:43.042	17.557	32.416	21.203	31.866	311.5	41	1:42.825	17.533	32.251	21.163	31.878	316.0
41	1:43.269	17.556	32.463	21.162	32.088	311.5	42	1:43.333	17.771	32.385	21.191	31.986	315.1
42	1:43.635	17.611	32.649	21.389	31.986	312.4	43	1:43.015	17.519	32.183	21.313	32.000	319.8
43	1:43.416	17.640	32.472	21.235	32.069	314.2	44	1:42.666	17.454	32.133	21.107	31.972	316.0
44	1:43.496	17.653	32.507	21.310	32.026	313.3	45	1:43.377	17.701	32.267	21.337	32.072	316.0
45	1:43.420	17.569	32.568	21.177	32.106	314.2	46	1:42.992	17.536	32.323	21.122	32.011	317.0
46	1:43.642	17.677	32.573	21.270	32.122	310.6	47	1:42.588	17.433	32.285	21.040	31.830	316.0
47	1:43.758	17.675	32.556	21.306	32.221	311.5	48	1:42.704	17.544	32.200	21.086	31.874	317.9
48	1:43.781	17.757	32.570	21.265	32.189	312.4	49	1:42.894	17.544	32.314	21.073	31.963	317.0
49	1:43.822	17.617	32.687	21.318	32.200	311.5	50	1:43.020	17.486	32.356	21.070	32.108	317.9
50	1:44.295	17.842	32.772	21.332	32.349	310.6	51	1:43.106	17.516	32.400	21.132	32.058	317.0
51	1:44.443	17.731	32.850	21.439	32.423	314.2	52	2:40.768 B	17.611	32.390	21.086	1:29.681	316.0
52	1:44.827	17.754	32.929	21.546	32.598	313.3	53	55:34.680	...	33.100	21.493	32.163	136.1
53	1:45.001	17.862	32.981	21.490	32.668	311.5	54	1:42.017	17.520	31.943	21.080	31.474	316.0
54	2:08.945 B	20.200	40.948	24.983	42.814	250.5	55	1:42.235	17.423	31.909	21.103	31.800	317.9

22

Alex LOWES

Kawasaki Racing Team WorldSBK

KAWASAKI

1	47:24.484	...	35.979	23.089	33.786	196.6
2	1:52.704 B	18.352	34.006	22.139	38.207	313.3
3	1:01:12.737	...	33.270	21.418	32.142	167.3
4	1:42.281	17.481	32.128	21.041	31.631	317.0
5	1:42.083	17.458	31.896	21.012	31.717	317.9
6	1:42.135	17.415	31.976	21.068	31.676	317.0
7	1:42.106	17.420	31.990	20.986	31.710	318.8
8	1:42.029	17.417	31.990	20.910	31.712	316.0
9	1:55.856 B	19.157	36.134	22.540	38.025	311.5
10	13:13.640	...	33.332	21.846	32.158	171.5
11	1:42.467	17.567	32.251	20.989	31.660	314.2
12	1:42.354	17.430	32.153	21.025	31.746	316.0
13	1:42.358	17.497	32.113	21.087	31.661	315.1
14	1:42.133	17.401	32.057	20.974	31.701	317.0
15	1:42.381	17.427	32.121	21.036	31.797	315.1
16	1:48.201 B	17.410	32.128	20.997	37.666	316.0
17	35:00.207	...	33.767	21.455	32.326	97.0

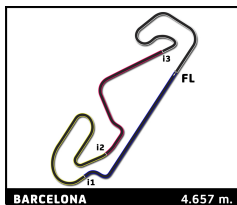
27

Adam NORRODIN

PETRONAS MIE Racing Honda

HONDA

56	1:41.910	17.435	31.886	20.962	31.627	315.1
57	1:55.520 B	18.456	37.023	22.098	37.943	315.1
58	14:28.828	...	32.873	21.178	31.787	184.3
59	1:41.580	17.374	31.875	20.901	31.430	315.1
60	1:42.028	17.443	31.923	21.092	31.570	317.9
61	1:41.998	17.403	31.949	21.039	31.607	317.0
62	1:53.509 B	18.661	35.095	21.316	38.437	316.0
63	4:49.178	3:23.083	32.758	21.251	32.086	188.7
64	1:41.053	17.447	31.548	20.897	31.161	317.9
65	1:55.096 B	19.083	35.528	21.107	39.378	315.1
66	4:55.105	3:29.355	32.926	21.121	31.703	181.2
67	1:40.985	17.373	31.658	20.776	31.178	315.1
68	1:41.170	17.348	31.693	20.816	31.313	315.1
69	1:41.129	17.391	31.664	20.785	31.289	317.0
70	1:54.724 B	19.012	37.077	21.949	36.686	315.1
71	6:27.452	5:01.624	32.957	21.116	31.755	171.2
72	1:41.778	17.440	31.938	20.875	31.525	317.0



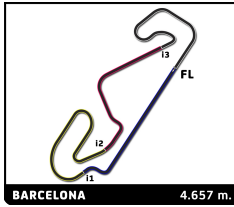
WSBK

WORLDSBK BARCELONA SUPPORTED TEST

Day 2

Sector Analysis

___ Invalidated Lap							■ Personal Best		■ Session Best		B Crossing the pit lane		
Lap	Time	Sector 1	Sector 2	Sector 3	Sector 4	T.Spd	Lap	Time	Sector 1	Sector 2	Sector 3	Sector 4	T.Spd
1	:51:24.691	...	37.059	22.383	33.589	144.6	59	1:54.746B	18.518	35.079	22.377	38.772	308.0
2	1:46.758	18.233	33.664	21.998	32.863	312.4	60	21:11.606	...	35.217	21.566	32.370	158.3
3	1:46.253	18.106	33.519	21.877	32.751	311.5	61	1:44.635	17.867	32.855	21.519	32.394	308.9
4	1:45.342	17.814	33.136	21.803	32.589	312.4	62	1:44.832	17.824	32.921	21.599	32.488	308.0
5	1:45.094	17.758	33.206	21.631	32.499	311.5	63	1:44.777	17.801	32.871	21.495	32.610	312.4
6	1:54.678	18.979	41.248	21.755	32.696	312.4	64	1:45.008	17.814	32.946	21.664	32.584	309.7
7	1:56.521B	17.815	33.189	21.681	43.836	313.3	65	1:45.006	17.808	32.974	21.652	32.572	308.0
8	19:17.184	...	34.068	21.951	33.237	164.5	66	1:45.410	17.882	33.215	21.737	32.576	308.0
9	1:45.908	18.027	33.434	21.670	32.777	309.7	67	1:44.891	17.998	32.865	21.596	32.432	309.7
10	1:45.317	17.832	33.225	21.637	32.623	311.5	68	1:45.184	17.729	33.138	21.645	32.672	310.6
11	1:45.475	17.741	33.291	21.666	32.777	312.4	69	1:45.179	17.813	33.115	21.711	32.540	311.5
12	1:45.504	17.909	33.222	21.628	32.745	310.6	70	1:55.266B	20.843	34.660	21.805	37.958	308.9
13	1:45.757	17.807	33.342	21.831	32.777	312.4	71	13:44.368	...	33.814	22.014	32.373	149.5
14	1:55.705B	18.845	35.511	22.391	38.958	308.9	72	1:43.187	17.615	32.303	21.358	31.911	315.1
15	18:36.664	...	38.741	22.047	33.143	135.7	73	1:43.515	17.518	32.460	21.409	32.128	314.2
16	1:46.509	18.014	33.751	21.843	32.901	311.5	74	1:53.226B	19.640	33.841	21.729	38.016	312.4
17	1:50.482	18.726	35.148	21.994	34.614	314.2	75	3:39.558B	2:03.704	35.569	22.165	38.120	208.7
18	1:46.360	17.973	33.540	21.897	32.950	310.6	28 Bradley RAY						
19	1:54.356B	18.029	33.386	22.086	40.855	312.4	YAMAHA MOTOXRACING WORLDSBK YAMAHA						
20	15:38.863	...	35.460	21.783	32.801	138.9	1	:41:17.743	...	36.290	23.821	34.892	193.1
21	1:45.369	17.939	33.137	21.541	32.752	307.1	2	1:49.920	18.713	35.247	22.529	33.431	306.3
22	1:51.740	17.870	33.086	21.458	39.326	308.0	3	1:45.919	18.060	33.247	21.913	32.699	310.6
23	1:44.749	17.721	32.843	21.620	32.565	315.1	4	1:45.130	18.050	32.872	21.696	32.512	309.7
24	1:44.816	17.653	32.900	21.572	32.691	313.3	5	1:44.540	17.785	32.792	21.621	32.342	311.5
25	1:57.933B	17.784	33.057	22.874	44.218	310.6	6	1:44.107	17.756	32.603	21.488	32.260	309.7
26	20:22.955	...	34.016	21.924	33.105	152.1	7	1:53.650B	18.047	33.524	22.362	39.717	310.6
27	1:45.929	18.022	33.379	21.688	32.840	305.4	8	12:08.968	...	34.886	22.236	33.214	180.0
28	1:45.275	17.849	33.108	21.624	32.694	302.8	9	1:45.432	17.952	33.107	21.690	32.683	308.0
29	1:45.383	17.774	33.127	21.676	32.806	308.0	10	1:45.082	17.838	32.962	21.645	32.637	308.0
30	1:54.383B	17.927	34.462	21.963	40.031	305.4	11	1:53.385B	18.223	34.380	22.038	38.744	308.0
31	7:06.423	5:37.705	34.382	21.722	32.614	163.5	12	11:36.850	...	34.842	22.489	34.553	169.1
32	1:44.910	17.826	32.930	21.500	32.654	307.1	13	1:48.715	17.985	33.309	21.855	35.566	310.6
33	1:44.642	17.646	32.854	21.582	32.560	308.9	14	1:53.217B	17.950	34.212	22.411	38.644	311.5
34	1:56.866B	17.658	35.050	23.518	40.640	306.3	15	13:43.430	...	37.706	22.462	32.926	182.4
35	:04:05.094	...	38.033	22.080	32.894	145.0	16	1:43.771	17.811	32.572	21.385	32.003	311.5
36	1:45.607	18.063	33.229	21.729	32.586	305.4	17	1:43.396	17.655	32.436	21.302	32.003	309.7
37	1:45.256	17.784	33.214	21.706	32.552	310.6	18	1:57.931B	18.308	34.905	21.798	42.920	310.6
38	1:45.115	17.846	33.022	21.666	32.581	308.9	19	18:35.257	...	35.157	22.549	33.290	209.9
39	1:47.443	18.304	34.837	21.735	32.567	309.7	20	1:44.548	17.873	32.747	21.517	32.411	306.3
40	1:50.907B	17.959	33.242	21.803	37.903	306.3	21	1:44.802	17.789	32.830	21.656	32.527	308.0
41	18:29.952	...	33.552	21.943	32.886	151.4	22	1:44.512	17.752	32.821	21.507	32.432	306.3
42	1:45.079	17.911	33.014	21.669	32.485	305.4	23	1:58.164B	20.795	36.845	21.888	38.636	306.3
43	1:44.910	17.733	33.000	21.594	32.583	308.9	24	37:48.942	...	34.698	22.172	33.316	173.4
44	1:45.354	17.824	33.654	21.580	32.296	308.9	25	1:45.823	17.902	33.198	21.876	32.847	302.8
45	1:44.569	17.697	32.820	21.616	32.436	314.2	26	1:45.356	17.878	32.979	21.628	32.871	309.7
46	1:44.519	17.784	32.830	21.560	32.345	312.4	27	1:54.792B	18.048	33.659	21.999	41.086	302.8
47	1:45.308	17.724	33.196	21.718	32.670	312.4	28	43:12.120	...	34.817	22.360	34.270	210.3
48	1:45.238	17.910	33.237	21.518	32.573	307.1	29	1:46.343	18.114	33.347	21.743	33.139	305.4
49	1:45.523	17.788	33.195	21.767	32.773	310.6	30	1:48.916	17.970	35.598	22.388	32.960	306.3
50	1:56.243B	19.589	35.304	22.206	39.144	307.1	31	1:53.594B	17.856	33.716	22.425	39.597	307.1
51	19:10.017	...	34.049	22.189	33.279	146.5	32	17:42.756	...	34.209	22.157	33.224	188.1
52	1:46.648	18.130	33.505	22.008	33.005	305.4	33	1:44.351	17.823	32.749	21.388	32.391	305.4
53	1:53.623B	18.022	33.458	22.177	39.966	305.4	34	1:44.359	17.722	32.747	21.496	32.394	308.0
54	9:11.823	7:42.041	34.380	22.100	33.302	130.4	35	1:52.717B	17.828	32.835	21.707	40.347	306.3
55	1:46.866	18.143	33.497	22.061	33.165	306.3	36	23:47.262	...	34.235	21.999	33.157	208.7
56	1:46.653	18.105	33.508	21.966	33.074	308.0	37	1:45.256	18.062	32.901	21.541	32.752	306.3
57	1:50.352	19.924	35.278	22.001	33.149	303.7	38	1:50.408	19.682	35.780	22.045	32.901	306.3
58	1:46.740	18.122	33.580	21.978	33.060	307.1							



WSBK WORLDSBK BARCELONA SUPPORTED TEST Day 2 Sector Analysis

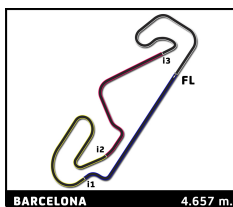
— Invalidated Lap ■ Personal Best ■ Session Best B Crossing the pit lane

Lap	Time	Sector 1	Sector 2	Sector 3	Sector 4	T.Spd	Lap	Time	Sector 1	Sector 2	Sector 3	Sector 4	T.Spd
39	1:44.759	17.910	32.874	21.494	32.481	302.0	21	24:41.797	...	34.320	22.140	32.489	180.3
40	1:57.183B	17.857	35.681	22.918	40.727	307.1	22	1:44.133	17.861	32.684	21.410	32.178	315.1
41	18:47.546	...	34.040	21.967	32.852	202.8	23	1:43.757	17.717	32.584	21.279	32.177	317.0
42	1:44.821	18.043	32.782	21.532	32.464	308.0	24	1:43.923	17.714	32.595	21.395	32.219	316.0
43	1:44.461	17.842	32.701	21.524	32.394	307.1	25	1:44.161	17.779	32.747	21.407	32.228	316.0
44	1:56.037B	18.514	34.815	22.084	40.624	312.4	26	1:43.905	17.700	32.612	21.319	32.274	314.2
45	8:43.090	7:11.497	36.564	22.077	32.952	212.3	27	1:44.469	17.796	32.844	21.350	32.479	315.1
46	1:46.337	18.230	33.445	21.802	32.860	307.1	28	1:44.085	17.693	32.762	21.412	32.218	316.0
47	1:45.780	18.034	33.166	21.829	32.751	306.3	29	1:49.074B	17.958	32.890	21.388	36.838	318.8
48	1:57.753B	18.391	35.429	22.227	41.706	305.4	30	47:53.079	...	33.815	21.830	32.647	193.1
49	39:56.250	...	35.551	23.186	32.819	209.1	31	1:44.637	17.911	32.941	21.483	32.302	315.1
50	1:44.757	17.879	32.856	21.556	32.466	308.0	32	1:44.149	17.792	32.705	21.376	32.276	316.0
51	1:44.404	17.882	32.699	21.386	32.437	306.3	33	1:45.051	18.475	32.816	21.516	32.244	317.0
52	1:43.746	17.752	32.507	21.315	32.172	307.1	34	1:43.774	17.727	32.581	21.345	32.121	317.0
53	1:43.914	17.715	32.619	21.368	32.212	307.1	35	1:43.524	17.640	32.479	21.260	32.145	317.0
54	1:54.300B	19.337	35.062	22.014	37.887	306.3	36	1:43.640	17.661	32.594	21.232	32.153	317.0
55	7:44.744	6:16.297	33.270	21.839	33.338	211.1	37	1:43.937	17.761	32.613	21.312	32.251	317.9
56	1:42.708	17.748	32.159	21.167	31.634	314.2	38	1:43.636	17.622	32.620	21.296	32.098	316.0
57	1:42.413	17.498	32.192	21.079	31.644	314.2	39	1:43.691	17.628	32.605	21.314	32.144	317.0
58	1:43.072	17.490	32.357	21.207	32.018	315.1	40	1:49.654B	18.557	33.655	22.178	35.264	308.0
59	1:57.137B	18.288	35.017	24.049	39.783	309.7	41	36:46.579	...	34.277	21.914	32.762	187.8
60	16:17.595	...	34.465	22.327	33.076	202.1	42	1:45.182	18.127	32.921	21.572	32.562	313.3
61	1:45.705	18.029	33.077	21.935	32.664	306.3	43	1:44.599	17.820	32.868	21.528	32.383	314.2
62	1:44.461	17.795	32.710	21.512	32.444	307.1	44	1:44.189	17.760	32.766	21.343	32.320	314.2
63	1:44.422	17.868	32.741	21.441	32.372	304.5	45	1:44.220	17.714	32.739	21.374	32.393	315.1
64	1:53.841B	17.973	33.034	22.258	40.576	306.3	46	1:44.252	17.723	32.809	21.404	32.316	316.0
65	2:35.304B	57.568	35.052	22.269	40.415	207.1	47	1:44.325	17.669	32.827	21.421	32.408	316.0

31	Garrett GERLOFF						
	Bonovo action BMW					BMW	
	1	:23:02.710	...	36.618	22.018	43.613	149.1
	2	1:55.073	19.331	41.226	21.919	32.597	320.7
	3	1:44.254	17.674	32.792	21.683	32.105	316.0
4	1:56.947B	21.898	36.214	21.625	37.210	317.0	

38	Bradley SMITH						
	BMW Motorrad					BMW	
	1	:42:42.540B	...	35.269	22.512	35.227	183.3
	2	5:16.276	3:47.128	34.280	21.959	32.909	204.7
	3	1:48.725	19.038	35.165	21.772	32.750	317.0
	4	1:45.447	17.925	33.362	21.626	32.534	317.0
	5	1:44.743	17.861	32.982	21.454	32.446	319.8
	6	1:44.948	17.863	33.055	21.519	32.511	319.8
	7	1:45.013	17.741	33.163	21.534	32.575	317.9
	8	1:44.656	17.835	33.014	21.360	32.447	319.8
	9	1:56.073B	17.985	38.531	22.928	36.629	313.3
	10	23:27.978	...	34.276	22.257	32.756	192.1
	11	1:44.563	17.947	32.849	21.428	32.339	317.0
	12	1:43.736	17.750	32.630	21.272	32.084	317.0
	13	1:45.574	17.742	34.125	21.487	32.220	317.9
	14	1:43.989	17.667	32.549	21.272	32.501	317.0
	15	1:44.073	17.719	32.743	21.365	32.246	317.9
	16	1:44.410	17.814	32.768	21.412	32.416	317.9
	17	1:54.358	17.818	32.761	25.289	38.490	317.9
	18	1:45.275	17.952	33.036	21.472	32.815	319.8
	19	1:44.269	17.730	32.848	21.463	32.228	319.8
20	1:49.924B	17.735	34.635	22.440	35.114	319.8	

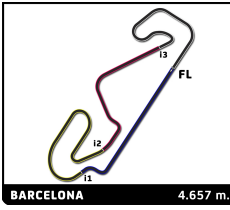
45	Scott REDDING						
	Bonovo action BMW					BMW	
	1	:49:25.819	...	34.164	21.962	32.868	164.7
	2	1:43.472	17.570	32.585	21.297	32.020	316.0
	3	1:43.439	17.571	32.588	21.193	32.087	316.0
	4	1:43.452	17.475	32.616	21.222	32.139	314.2
	5	1:43.365	17.517	32.635	21.134	32.079	316.0
	6	1:43.112	17.434	32.545	21.180	31.953	316.0
	7	1:48.353	19.279	35.264	21.527	32.283	316.0
	8	1:44.073	17.613	32.736	21.362	32.362	316.0
	9	1:43.247	17.473	32.533	21.195	32.046	315.1
	10	1:49.761	19.433	36.255	21.832	32.241	317.0
	11	1:43.226	17.447	32.568	21.195	32.016	316.0



WSBK
WORLDSBK BARCELONA SUPPORTED TEST
Day 2
Sector Analysis

___ Invalidated Lap ■ Personal Best ■ Session Best B Crossing the pit lane

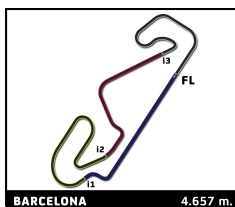
Lap	Time	Sector 1	Sector 2	Sector 3	Sector 4	T.Spd	Lap	Time	Sector 1	Sector 2	Sector 3	Sector 4	T.Spd	
12	1:54.574 B	19.999	36.573	22.485	35.517	317.9	47 Axel BASSANI Kawasaki Racing Team WorldSBK KAWASAKI	1	:35:01.015	...	33.945	21.976	32.768	235.8
13	43:22.969	...	34.248	22.370	33.207	205.9		2	1:42.868	17.503	32.232	21.300	31.833	316.0
14	1:46.552	17.624	32.980	23.537	32.411	314.2		3	1:50.811	19.507	37.370	21.894	32.040	315.1
15	1:43.849	17.504	32.683	21.332	32.330	317.0		4	1:42.131	17.502	31.960	21.056	31.613	317.0
16	1:43.892	17.508	32.660	21.424	32.300	317.0		5	1:42.540	17.463	32.115	21.266	31.696	321.7
17	1:49.471 B	17.509	34.358	22.042	35.562	315.1		6	1:42.847	17.461	32.107	21.269	32.010	317.0
18	:14:20.508	...	33.668	21.834	32.576	209.9		7	1:43.113	17.450	32.195	21.392	32.076	317.0
19	1:43.320	17.499	32.517	21.207	32.097	311.5		8	1:45.538	18.563	33.683	21.346	31.946	317.9
20	1:57.651	20.965	38.600	22.669	35.417	308.9		9	1:43.357	17.563	32.432	21.380	31.982	321.7
21	1:46.765 B	17.551	32.617	21.613	34.984	315.1		10	1:43.742	17.764	32.527	21.384	32.067	298.7
22	38:13.814	...	33.693	21.675	32.389	234.3		11	1:43.868	17.795	32.559	21.429	32.085	296.2
23	1:43.023	17.395	32.335	21.277	32.016	311.5		12	1:43.729	17.618	32.624	21.332	32.155	328.5
24	1:43.089	17.442	32.482	21.166	31.999	315.1		13	1:43.453	17.425	32.490	21.306	32.232	319.8
25	1:48.822	19.789	35.317	21.391	32.325	313.3		14	1:43.601	17.533	32.470	21.358	32.240	317.0
26	1:42.994	17.457	32.364	21.183	31.990	313.3		15	1:52.162 B	17.727	34.871	22.664	36.900	317.0
27	1:43.176	17.433	32.515	21.228	32.000	314.2	50 Sylvain GUINTOLI BMW Motorrad BMW	1	:43:47.943 B	...	37.025	23.013	36.272	183.6
28	1:43.247	17.398	32.463	21.362	32.024	314.2		2	8:08.937	6:37.227	35.575	22.113	34.022	178.5
29	1:49.072	18.867	35.462	21.827	32.916	314.2		3	1:44.462	17.923	32.971	21.495	32.073	318.8
30	1:44.331	17.451	32.502	21.227	33.151	315.1		4	1:44.563	17.862	32.876	21.531	32.294	325.5
31	1:43.279	17.531	32.541	21.169	32.038	315.1		5	1:44.135	17.589	32.849	21.553	32.144	320.7
32	1:43.303	17.401	32.533	21.170	32.199	317.9		6	1:44.542	17.785	32.842	21.317	32.598	315.1
33	1:52.654 B	18.740	35.256	21.966	36.692	314.2		7	1:53.415	19.534	35.441	22.511	35.929	319.8
34	30:09.643	...	34.013	21.892	32.804	215.7		8	1:47.154	17.677	34.817	22.257	32.403	320.7
35	1:49.877 B	17.699	33.031	21.531	37.616	311.5		9	1:44.091	17.609	32.865	21.424	32.193	318.8
36	7:47.186	5:56.648	37.124	23.116	50.298	161.5		10	1:50.094 B	18.136	33.937	21.636	36.385	316.0
37	1:42.639	17.437	32.297	21.072	31.833	316.0		11	37:44.871	...	34.180	22.010	33.918	199.1
38	1:42.417	17.413	32.139	21.100	31.765	317.9		12	1:45.336	17.860	33.457	21.526	32.493	314.2
39	1:45.276	17.361	32.340	21.173	34.402	316.0		13	1:44.576	17.702	32.975	21.525	32.374	318.8
40	1:42.667	17.421	32.321	21.107	31.818	319.8		14	1:44.527	17.822	32.892	21.491	32.322	318.8
41	1:42.984	17.381	32.407	21.202	31.994	317.9		15	1:49.114 B	17.725	33.472	21.943	35.974	318.8
42	1:43.290	17.461	32.456	21.277	32.096	315.1	16	19:50.726	...	33.950	21.825	32.180	176.8	
43	1:55.127 B	19.662	36.793	22.096	36.576	317.0	17	1:43.693	17.657	32.572	21.361	32.103	317.9	
44	21:32.333	...	33.964	21.724	32.779	210.3	18	1:43.280	17.527	32.549	21.230	31.974	316.0	
45	1:43.865	17.574	32.753	21.434	32.104	313.3	19	1:43.400	17.528	32.505	21.350	32.017	315.1	
46	1:43.518	17.518	32.606	21.280	32.114	313.3	20	1:43.286	17.569	32.470	21.243	32.004	316.0	
47	1:43.454	17.462	32.602	21.204	32.186	313.3	21	1:48.617	18.443	35.395	21.714	33.065	317.9	
48	1:48.198	18.348	36.001	21.540	32.309	314.2	22	1:43.377	17.488	32.544	21.283	32.062	317.9	
49	1:47.465 B	17.522	32.714	21.412	35.817	313.3	23	1:53.459 B	18.079	34.523	22.915	37.942	317.0	
50	13:10.295	...	33.988	22.179	32.411	222.3	24	44:44.742	...	34.266	21.643	32.672	190.4	
51	1:42.138	17.333	32.111	21.000	31.694	314.2	25	1:43.874	17.635	32.674	21.509	32.056	314.2	
52	1:42.293	17.336	32.191	20.988	31.778	313.3	26	1:43.620	17.628	32.563	21.274	32.155	314.2	
53	1:46.347 B	17.385	32.243	21.078	35.641	314.2	27	1:43.721	17.594	32.701	21.342	32.084	314.2	
54	11:11.469	9:43.818	33.547	21.816	32.288	222.3	28	1:43.617	17.621	32.630	21.320	32.046	313.3	
55	1:42.759	17.486	32.336	21.168	31.769	313.3	29	1:43.669	17.589	32.674	21.319	32.087	314.2	
56	1:42.680	17.430	32.214	21.138	31.898	314.2	30	1:43.710	17.544	32.707	21.315	32.144	315.1	
57	1:52.356	17.354	32.339	24.142	38.521	313.3	31	1:43.686	17.555	32.694	21.322	32.115	316.0	
58	1:42.496	17.364	32.258	21.054	31.820	316.0	32	1:43.493	17.494	32.658	21.234	32.107	317.0	
59	1:53.215 B	18.319	36.339	22.213	36.344	316.0	33	1:50.980 B	17.999	33.511	22.179	37.291	314.2	
60	16:08.583	...	33.663	21.386	37.693	201.0	34	46:23.639	...	34.478	21.611	33.097	194.8	
61	1:41.686	17.398	31.957	20.913	31.418	315.1	35	1:44.067	17.769	32.695	21.394	32.209	316.0	
62	1:41.937	17.231	32.049	20.994	31.663	318.8	36	1:43.617	17.618	32.623	21.308	32.068	311.5	
63	1:42.652	17.338	32.276	21.133	31.905	314.2								
64	1:53.012 B	19.953	36.070	21.696	35.293	314.2								
65	5:41.657	4:14.125	33.271	21.904	32.357	246.5								
66	1:41.574	17.324	31.980	20.878	31.392	320.7								
67	1:44.113 B	17.241	32.160	20.955	33.757	317.9								



WSBK WORLDSBK BARCELONA SUPPORTED TEST

Day 2 Sector Analysis

Lap	Time	Sector 1	Sector 2	Sector 3	Sector 4	T.Sp	Lap	Time	Sector 1	Sector 2	Sector 3	Sector 4	T.Sp	
37	1:43.598	17.634	32.681	21.249	32.034	316.0	10	1:43.044	17.623	32.303	21.226	31.892	319.8	
38	1:43.560	17.481	32.611	21.346	32.122	315.1	11	1:42.962	17.421	32.422	21.170	31.949	320.7	
39	2:34.647 B	52.796	40.361	23.482	38.008	316.0	12	1:43.134	17.452	32.615	21.200	31.867	320.7	
40	48:46.603	...	33.977	22.212	33.278	181.8	13	1:43.363	17.458	32.606	21.204	32.095	321.7	
41	1:43.318	17.463	32.548	21.245	32.062	321.7	14	1:48.606 B	17.632	32.710	21.317	36.947	320.7	
42	1:49.922	19.356	35.883	22.126	32.557	319.8	15	10:47.058	9:16.660	34.155	22.577	33.666	216.1	
43	1:43.332	17.564	32.586	21.306	31.876	319.8	16	1:41.800	17.449	31.952	20.985	31.414	322.6	
44	1:43.356	17.438	32.580	21.235	32.103	318.8	17	1:42.813	17.403	32.248	21.177	31.985	325.5	
45	1:43.437	17.680	32.545	21.324	31.888	319.8	18	1:48.637	20.721	34.298	21.232	32.386	320.7	
46	1:43.121	17.396	32.543	21.256	31.926	319.8	19	1:42.284	17.466	32.136	21.088	31.594	321.7	
47	1:52.016 B	17.887	34.203	22.097	37.829	318.8	20	1:42.529	17.503	32.137	21.147	31.742	320.7	
48	32:31.122	...	34.154	21.592	32.810	198.0	21	1:46.767 B	17.593	32.338	21.290	35.546	318.8	
49	1:43.766	17.789	32.749	21.244	31.984	311.5	22	9:48.893	8:20.424	34.864	21.624	31.981	211.9	
50	3:36.520 B	17.619	32.592	21.204	2:25.105	310.6	23	1:42.032	17.508	32.044	20.918	31.562	316.0	
51	37:05.438	...	34.736	22.039	32.571	186.8	24	1:42.019	17.454	31.998	20.888	31.679	317.0	
52	1:43.781	17.701	32.590	21.358	32.132	316.0	25	1:42.135	17.372	31.995	21.085	31.683	317.0	
53	1:43.505	17.513	32.631	21.241	32.120	316.0	26	1:42.457	17.469	32.141	21.076	31.771	308.9	
54	1:44.014	17.671	32.705	21.338	32.300	316.0	27	1:42.589	17.401	32.250	21.121	31.817	317.0	
55	1:45.615	17.578	32.760	21.589	33.688	316.0	28	2:05.050 B	20.303	36.459	26.872	41.416	314.2	
56	1:44.490	17.688	32.818	21.483	32.501	317.0	29	:00:03.780	...	36.813	23.322	34.968	216.6	
57	1:53.421 B	18.918	34.867	23.004	36.632	317.9	30	1:44.228	18.001	32.604	21.456	32.167	315.1	
58	6:45.820	5:16.647	34.619	21.874	32.680	200.6	31	1:43.718	17.813	32.564	21.245	32.096	317.9	
59	1:44.587	17.928	32.753	21.499	32.407	309.7	32	1:43.874	17.651	32.889	21.320	32.014	317.0	
60	1:44.357	17.732	32.817	21.372	32.436	314.2	33	1:43.101	17.545	32.393	21.254	31.909	321.7	
61	1:45.973	17.805	33.321	21.550	33.297	312.4	34	1:43.045	17.483	32.368	21.252	31.942	319.8	
62	1:45.198	17.902	33.264	21.570	32.462	313.3	35	1:42.804	17.474	32.235	21.192	31.903	319.8	
63	1:44.508	17.797	32.819	21.539	32.353	312.4	36	1:46.241 B	17.508	32.328	21.154	35.251	321.7	
51	Michele PIRRO						37	11:12.983	9:44.884	34.230	21.602	32.267	198.8	
	ARUBA.IT DUCATI					DUCATI	38	1:43.095	17.649	32.341	21.303	31.802	316.0	
1	:16:13.591	...	34.360	21.921	32.544	186.8	39	1:42.856	17.534	32.217	21.049	32.056	318.8	
2	1:43.764	17.788	32.632	21.229	32.115	313.3	40	1:42.880	17.447	32.338	21.129	31.966	317.9	
3	1:43.684	17.628	32.539	21.371	32.146	315.1	41	1:42.956	17.452	32.404	21.142	31.958	317.0	
4	1:43.868	17.620	32.683	21.304	32.261	314.2	42	1:43.009	17.489	32.401	21.131	31.988	319.8	
5	2:00.700 B	17.983	36.645	22.596	43.476	314.2	43	1:56.002 B	18.612	37.502	21.930	37.958	317.9	
6	3:11.587 B	1:27.801	34.645	24.528	44.613	216.1	44	10:00.350	8:33.032	34.212	21.256	31.850	153.3	
7	:15:02.075	...	34.660	21.814	32.095	129.6	45	1:42.023	17.527	32.033	20.879	31.584	320.7	
8	1:42.014	17.470	32.130	21.012	31.402	311.5	46	1:42.239	17.371	32.080	21.107	31.681	320.7	
9	1:41.946	17.363	31.962	21.110	31.511	312.4	47	1:42.199	17.393	32.189	21.021	31.596	321.7	
10	1:42.736	17.379	32.134	21.524	31.699	314.2	48	1:49.969 B	17.391	32.191	21.157	39.230	321.7	
11	1:42.214	17.446	32.036	21.003	31.729	312.4	49	10:04.681	8:29.977	33.897	24.910	35.897	210.7	
12	2:01.334 B	17.961	37.410	23.111	42.852	311.5	50	1:42.548	17.634	32.145	21.044	31.725	317.0	
13	:07:22.321	...	36.059	23.086	33.536	128.2	51	1:54.104	18.153	32.557	25.945	37.449	319.8	
14	1:48.469	17.948	33.359	23.767	33.395	313.3	52	1:42.365	17.439	32.160	21.057	31.709	320.7	
15	1:51.043	18.255	36.273	22.321	34.194	310.6	53	1:42.470	17.446	32.183	21.128	31.713	320.7	
53	Tito RABAT						54	2:00.359 B	19.307	41.683	21.478	37.891	319.8	
	Kawasaki Puccetti Racing					KAWASAKI	54	Toprak RAZGATLIOGLU						
1	:11:37.084	...	33.721	21.873	32.336	217.0		ROKIT BMW MOTORRAD WORLDSBK					BMW	
2	1:43.910	17.924	32.603	21.348	32.035	317.9	1	:39:15.292 B	...	35.877	23.588	34.391	160.4	
3	1:43.290	17.746	32.307	21.333	31.904	317.9	2	:06:04.405	...	34.801	21.533	32.013	194.1	
4	1:42.854	17.439	32.220	21.212	31.983	317.9	3	1:46.392	19.200	34.073	21.109	32.010	318.8	
5	1:42.646	17.438	32.324	21.166	31.718	320.7	4	1:41.978	17.403	32.073	20.927	31.575	317.9	
6	1:42.821	17.459	32.289	21.170	31.903	319.8	5	1:42.319	17.271	32.147	21.169	31.732	317.9	
7	1:55.888 B	18.056	34.982	22.831	40.019	318.8	6	1:52.175	21.037	37.660	21.428	32.050	318.8	
8	7:46.203	6:15.109	33.970	22.009	35.115	202.5	7	1:42.106	17.328	32.083	20.944	31.751	317.9	
9	1:44.291	17.920	33.094	21.259	32.018	321.7	8	1:43.960	17.303	32.210	21.742	32.705	317.9	
							9	1:47.499	19.575	35.036	21.033	31.855	317.9	
							10	1:41.881	17.195	32.077	20.917	31.692	321.7	



WSBK WORLDSBK BARCELONA SUPPORTED TEST Day 2 Sector Analysis

— Invalidated Lap ■ Personal Best ■ Session Best B Crossing the pit lane

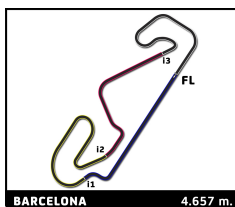
Lap	Time	Sector 1	Sector 2	Sector 3	Sector 4	T.Spd	Lap	Time	Sector 1	Sector 2	Sector 3	Sector 4	T.Spd
11	1:42.217	17.224	32.152	21.013	31.828	321.7	35	1:42.178	17.219	32.201	21.028	31.730	317.0
12	1:42.243	17.291	32.232	20.934	31.786	318.8	36	1:42.396	17.291	32.251	21.048	31.806	317.0
13	1:42.473	17.284	32.326	21.054	31.809	316.0	37	1:42.559	17.337	32.285	21.070	31.867	317.0
14	1:47.865 B	17.987	34.298	21.436	34.144	319.8	38	1:42.670	17.312	32.334	21.041	31.983	316.0
15	:28:14.581	...	33.249	21.254	31.933	217.0	39	1:49.081 B	17.464	32.401	21.042	38.174	317.0
16	1:42.561	17.444	32.172	21.298	31.647	319.8							
17	1:45.437 B	17.415	32.671	21.625	33.726	319.8							
18	8:11.516	6:43.926	33.372	21.911	32.307	208.3							
19	1:40.469	17.169	31.465	20.668	31.167	317.9							
20	1:43.343 B	17.267	31.611	20.972	33.493	321.7							
21	5:09.836	3:41.515	34.072	21.939	32.310	222.8							
22	1:40.199	17.100	31.466	20.602	31.031	321.7							
23	1:40.489	17.184	31.518	20.612	31.175	321.7							
24	1:40.896	17.198	31.678	20.713	31.307	319.8							
25	1:47.161 B	17.629	33.630	21.537	34.365	321.7							

55	Andrea LOCATELLI Pata Prometeon Yamaha YAMAHA
1	:28:54.395 ... 35.684 22.507 41.104 222.3
2	3:17.390 B 17.892 1:43.903 29.860 45.735 312.4

60	Michael VAN DER MARK ROKIT BMW MOTORRAD WORLDSBK BMW
1	:13:52.338 ... 33.691 21.773 32.394 190.1
2	1:43.329 17.560 32.478 21.274 32.017 318.8
3	1:47.919 17.886 33.438 24.355 32.240 319.8
4	1:44.870 17.820 33.682 21.239 32.129 323.6
5	1:44.207 17.754 32.845 21.457 32.151 324.5
6	1:53.752 B 17.473 36.165 21.500 38.614 317.0
7	20:20.830 ... 34.172 22.428 37.740 178.2
8	1:42.383 17.542 32.161 21.039 31.641 319.8
9	1:42.152 17.336 32.093 21.074 31.649 321.7
10	1:42.264 17.342 32.128 21.106 31.688 319.8
11	1:42.177 17.264 32.143 21.041 31.729 321.7
12	1:42.335 17.218 32.221 21.056 31.840 320.7
13	1:42.680 17.308 32.331 21.122 31.919 317.9
14	1:52.346 B 18.241 37.224 21.603 35.278 317.9
15	20:32.488 ... 33.299 23.513 35.894 200.2
16	1:42.746 17.549 32.322 21.041 31.834 317.9
17	1:42.718 17.443 32.385 21.073 31.817 318.8
18	1:42.860 17.340 32.338 21.122 32.060 319.8
19	1:50.997 B 17.353 36.272 21.935 35.437 319.8
20	20:02.277 ... 33.293 21.406 32.295 187.8
21	1:43.214 17.422 32.463 21.205 32.124 317.0
22	1:51.735 B 17.477 37.799 21.374 35.085 316.0
23	7:48.445 6:19.243 34.922 22.465 31.815 190.1
24	1:42.072 17.273 32.019 21.050 31.730 317.0
25	1:42.217 17.246 32.249 20.955 31.767 316.0
26	1:42.314 17.332 32.162 21.013 31.807 315.1
27	1:42.961 17.592 32.556 21.003 31.810 317.0
28	1:42.262 17.239 32.255 21.006 31.762 319.8
29	1:42.416 17.416 32.245 21.007 31.748 318.8
30	1:48.118 B 17.396 34.633 21.483 34.606 320.7
31	:32:35.710 ... 33.603 25.528 32.276 195.9
32	1:41.948 17.317 32.001 21.012 31.618 317.9
33	1:42.065 17.266 32.106 21.053 31.640 316.0
34	1:42.251 17.226 32.274 20.994 31.757 316.0

65	Jonathan REA Pata Prometeon Yamaha YAMAHA
1	:44:26.258 ... 34.164 22.690 32.983 147.3
2	1:44.051 18.011 32.716 21.368 31.956 313.3
3	1:42.241 17.479 32.104 21.030 31.628 314.2
4	1:44.115 17.707 33.146 21.363 31.899 315.1
5	1:42.129 17.535 32.114 21.003 31.477 315.1
6	1:48.025 B 17.975 33.365 21.584 35.101 316.0
7	:01:24.073 ... 33.323 21.236 31.725 224.6
8	1:42.150 17.482 32.036 21.056 31.576 314.2
9	1:42.272 17.467 32.113 21.044 31.648 314.2
10	1:42.007 17.496 31.994 20.968 31.549 315.1
11	1:42.543 17.515 32.190 21.024 31.814 313.3

77	Dominique AEGERTER GYTR GRT YAMAHA WORLDSBK TEAM YAMAHA
1	:45:17.902 ... 41.438 22.992 33.977 184.0
2	1:45.531 18.314 33.311 21.557 32.349 309.7
3	1:43.084 17.637 32.381 21.182 31.884 314.2
4	1:42.730 17.502 32.298 21.091 31.839 317.0
5	1:42.704 17.525 32.301 21.086 31.792 316.0
6	1:42.530 17.490 32.246 21.001 31.793 321.7
7	1:42.450 17.431 32.157 21.033 31.829 317.0
8	1:52.045 B 17.523 35.897 22.054 36.571 318.8
9	20:52.230 ... 38.421 22.154 37.422 177.4
10	1:42.924 17.862 32.271 21.027 31.764 310.6
11	1:42.097 17.462 32.053 20.973 31.609 314.2
12	1:42.403 17.455 32.154 21.013 31.781 315.1
13	1:43.273 17.536 32.397 21.263 32.077 315.1
14	1:42.931 17.629 32.313 21.139 31.850 317.0
15	1:48.962 B 17.589 32.362 21.342 37.669 322.6
16	:02:19.903 ... 39.729 22.007 33.106 195.2
17	1:43.814 17.951 32.679 21.280 31.904 309.7
18	1:42.973 17.576 32.341 21.074 31.982 312.4
19	1:42.955 17.510 32.345 21.180 31.920 313.3
20	1:47.003 B 17.535 32.442 21.181 35.845 311.5
21	17:06.969 ... 36.014 21.797 32.632 136.8
22	1:42.178 17.660 31.992 21.044 31.482 312.4
23	1:41.743 17.384 31.909 20.899 31.551 313.3
24	1:42.327 17.580 32.056 20.989 31.702 313.3
25	1:42.299 17.514 32.093 20.966 31.726 312.4
26	1:42.281 17.503 32.130 20.997 31.651 314.2
27	1:42.086 17.407 32.053 20.981 31.645 315.1
28	1:51.389 B 17.523 34.909 21.521 37.436 314.2
29	31:53.985 ... 34.688 21.828 33.614 208.3
30	1:42.970 17.738 32.305 21.112 31.815 311.5
31	1:42.590 17.546 32.283 21.038 31.723 313.3
32	1:42.667 17.477 32.236 21.022 31.932 314.2
33	1:42.873 17.541 32.262 21.082 31.988 310.6
34	1:54.228 B 19.285 37.344 21.550 36.049 313.3
35	25:43.663 ... 37.273 22.153 32.941 150.6



WSBK WORLDSBK BARCELONA SUPPORTED TEST Day 2 Sector Analysis

— Invalidated Lap ■ Personal Best ■ Session Best **B** Crossing the pit lane

Lap	Time	Sector 1	Sector 2	Sector 3	Sector 4	T.Spd	Lap	Time	Sector 1	Sector 2	Sector 3	Sector 4	T.Spd
36	1:42.855	17.749	32.260	21.113	31.733	311.5	36	1:42.945	17.453	32.469	21.167	31.856	313.3
37	1:42.694	17.530	32.219	21.137	31.808	313.3	37	1:42.927	17.490	32.376	21.195	31.866	312.4
38	1:42.529	17.519	32.184	20.999	31.827	313.3	38	1:42.838	17.452	32.416	21.080	31.890	313.3
39	1:43.246	17.523	32.186	21.093	32.444	315.1	39	1:49.420 B	18.404	34.697	21.392	34.927	313.3
40	1:42.610	17.565	32.204	21.113	31.728	313.3	40	9:24.811	7:55.140	35.039	22.321	32.311	182.7
41	1:42.491	17.533	32.153	21.034	31.771	314.2	41	1:41.364	17.366	31.888	20.761	31.349	309.7
42	1:52.261 B	19.151	35.239	22.362	35.509	314.2	42	1:41.824	17.300	32.023	20.966	31.535	313.3
43	25:40.791	...	34.299	21.563	32.793	166.7	43	1:48.024 B	18.338	33.581	21.779	34.326	315.1
44	1:41.765	17.573	31.787	20.944	31.461	312.4	44	7:06.627	5:36.778	34.882	22.609	32.358	217.0
45	1:41.823	17.494	31.903	20.920	31.506	314.2	45	1:41.044	17.247	31.812	20.783	31.202	309.7
46	1:42.267	17.454	32.108	20.947	31.758	315.1	46	1:41.251	17.253	31.778	20.885	31.335	313.3
47	1:48.747 B	17.585	33.010	21.888	36.264	316.0	47	1:46.619 B	17.816	33.046	21.387	34.370	313.3
48	14:07.478	...	33.657	21.353	32.058	180.0	48	5:18.899	3:48.179	36.243	21.904	32.573	220.5
49	1:41.178	17.422	31.688	20.775	31.293	313.3	49	1:51.671	17.267	33.082	23.633	37.689	313.3
50	1:41.397	17.398	31.774	20.820	31.405	316.0	50	1:41.329	17.369	31.765	20.821	31.374	315.1
51	1:45.033 B	17.422	31.957	20.969	34.685	313.3	51	1:41.194	17.223	31.820	20.846	31.305	317.0
52	14:08.010	...	36.390	21.406	33.935	193.8	52	1:49.458 B	17.357	34.038	22.196	35.867	320.7
53	1:41.975	17.558	31.894	20.921	31.602	312.4	53	14:13.761	...	33.520	21.767	33.424	221.0
54	1:42.384	17.506	32.088	21.003	31.787	312.4	54	1:42.317	17.456	32.095	21.138	31.628	310.6
55	1:47.645 B	17.663	33.802	21.279	34.901	311.5	55	1:42.610	17.572	32.159	21.093	31.786	313.3

87 Remy GARDNER

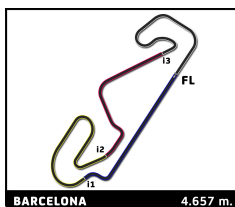
GYTR GRT YAMAHA WORLDSBK TEAM YAMAHA

1	:39:15.801 B	...	36.046	22.728	37.595	203.6
2	22:50.998	...	33.472	21.443	33.353	207.1
3	1:42.910	17.666	32.371	21.087	31.786	313.3
4	1:42.896	17.615	32.307	21.141	31.833	311.5
5	1:42.777	17.492	32.244	21.164	31.877	310.6
6	1:43.047	17.527	32.450	21.152	31.918	315.1
7	1:42.865	17.518	32.276	21.112	31.959	310.6
8	1:55.118 B	17.558	36.403	23.595	37.562	311.5
9	20:19.234	...	33.485	21.780	34.287	186.8
10	1:43.854	17.762	32.682	21.277	32.133	311.5
11	1:43.723	17.613	32.663	21.215	32.232	310.6
12	1:43.866	17.618	32.667	21.302	32.279	309.7
13	1:44.277	17.655	32.802	21.316	32.504	309.7
14	1:52.269 B	18.105	33.538	22.210	38.416	309.7
15	49:31.374	...	34.571	22.169	33.342	226.0
16	1:42.159	17.520	32.069	20.924	31.646	310.6
17	1:42.148	17.429	32.154	20.985	31.580	311.5
18	1:42.065	17.339	32.120	21.084	31.522	312.4
19	1:42.386	17.479	32.160	21.114	31.633	312.4
20	1:42.444	17.413	32.269	21.075	31.687	313.3
21	1:42.639	17.590	32.213	20.994	31.842	312.4
22	1:42.596	17.450	32.194	21.090	31.862	312.4
23	1:58.969 B	18.580	36.798	25.118	38.473	310.6
24	24:18.528	...	33.456	21.452	34.497	219.2
25	1:42.685	17.516	32.198	21.130	31.841	315.1
26	1:43.406	17.650	32.504	21.250	32.002	313.3
27	1:51.131 B	17.585	32.483	21.278	39.785	310.6
28	14:13.018	...	37.616	22.619	33.061	218.3
29	1:41.816	17.417	31.967	20.985	31.447	310.6
30	1:44.129	17.410	32.067	21.033	33.619	315.1
31	1:42.384	17.443	32.145	21.137	31.659	315.1
32	1:48.743 B	17.408	32.215	21.213	37.907	314.2
33	31:03.332	...	34.692	21.643	32.841	81.0
34	1:43.039	17.672	32.446	21.113	31.808	312.4
35	1:42.525	17.491	32.278	21.040	31.716	314.2

95 Tarran MACKENZIE

PETRONAS MIE Racing Honda HONDA

1	:01:07.388	...	34.509	22.394	33.136	148.7
2	1:56.218	19.708	42.144	21.747	32.619	310.6
3	1:49.288 B	17.935	32.795	21.718	36.840	311.5
4	10:45.554	9:14.971	35.884	22.098	32.601	184.3
5	1:44.983	18.104	32.743	21.543	32.593	314.2
6	1:44.747	17.952	32.939	21.549	32.307	311.5
7	1:44.759	17.934	32.862	21.530	32.433	310.6
8	1:44.605	17.746	32.878	21.568	32.413	315.1
9	1:44.503	17.822	32.769	21.568	32.344	308.9
10	1:56.784 B	18.826	39.564	21.954	36.440	308.0
11	18:36.583	...	33.806	22.062	32.546	143.2
12	1:44.212	17.722	32.638	21.661	32.191	312.4
13	1:44.050	17.834	32.707	21.423	32.086	312.4
14	1:43.462	17.566	32.560	21.248	32.088	312.4
15	1:44.534	17.637	32.731	21.799	32.367	312.4
16	1:55.342 B	20.752	35.135	22.961	36.494	310.6
17	35:33.353	...	34.416	22.405	34.312	149.1
18	1:45.337	17.944	33.174	21.716	32.503	307.1
19	1:49.265	20.310	34.725	21.631	32.599	304.5
20	1:58.425 B	18.764	40.617	22.597	36.447	308.0
21	23:21.879	...	33.707	22.054	32.638	120.1
22	1:44.272	17.837	32.787	21.488	32.160	308.9
23	1:43.752	17.687	32.602	21.336	32.127	308.9
24	1:43.956	17.792	32.588	21.428	32.148	308.0
25	1:43.866	17.705	32.638	21.390	32.133	308.0
26	1:44.157	17.683	32.699	21.545	32.230	306.3
27	1:54.978 B	19.207	35.553	22.776	37.442	306.3
28	:27:29.873	...	34.360	21.741	32.302	158.0
29	1:44.430	18.057	32.780	21.496	32.097	310.6



WSBK WORLDSBK BARCELONA SUPPORTED TEST Day 2 Sector Analysis

— Invalidated Lap ■ Personal Best ■ Session Best B Crossing the pit lane

Lap	Time	Sector 1	Sector 2	Sector 3	Sector 4	T.Spd	Lap	Time	Sector 1	Sector 2	Sector 3	Sector 4	T.Spd
30	1:44.442	17.941	32.810	21.478	32.213	311.5	10	1:56.194 B	17.743	33.080	21.813	43.558	317.9
31	1:44.268	17.733	32.745	21.539	32.251	308.9	11	32:56.302	...	33.848	21.930	32.786	163.0
32	1:44.487	17.708	32.766	21.553	32.460	305.4	12	1:45.021	17.770	33.070	21.809	32.372	318.8
33	1:56.355 B	18.427	37.936	22.515	37.477	306.3	13	1:44.280	17.551	32.692	21.648	32.389	318.8
34	10:07.780	8:34.958	38.724	21.745	32.353	141.2	14	1:44.312	17.620	32.793	21.582	32.317	318.8
35	1:43.405	17.686	32.419	21.309	31.991	310.6	15	1:44.180	17.556	32.701	21.392	32.531	317.9
36	1:44.097	17.704	32.585	21.340	32.468	309.7	16	1:57.549 B	19.660	35.364	22.188	40.337	316.0
37	1:43.558	17.731	32.482	21.259	32.086	311.5	17	:39:43.775	...	34.128	21.946	32.670	160.6
38	1:43.418	17.599	32.516	21.312	31.991	309.7	18	1:44.504	17.647	32.959	21.644	32.254	314.2
39	1:51.218 B	18.688	34.587	21.957	35.986	305.4	19	1:43.642	17.493	32.664	21.367	32.118	319.8
40	15:14.150	...	35.848	23.054	32.965	96.8	20	1:44.276	17.784	32.926	21.406	32.160	319.8
41	1:44.993	17.934	32.990	21.532	32.537	309.7	21	1:44.378	17.608	32.832	21.443	32.495	314.2
42	1:44.217	17.700	32.847	21.334	32.336	308.9	22	2:04.209 B	19.248	38.086	23.370	43.505	314.2
43	1:44.745	17.727	33.262	21.556	32.200	308.9	23	29:56.839	...	33.208	22.292	32.640	201.7
44	1:56.089 B	21.364	35.752	21.764	37.209	308.0	24	1:44.211	17.537	32.933	21.417	32.324	317.9
45	17:13.540	...	34.218	22.268	32.895	140.1	25	1:43.408	17.463	32.542	21.313	32.090	316.0
46	1:44.661	17.820	32.892	21.544	32.405	306.3	26	1:43.038	17.315	32.522	21.209	31.992	318.8
47	1:44.661	18.060	32.836	21.351	32.414	309.7	27	1:43.476	17.340	32.614	21.435	32.087	316.0
48	1:44.153	17.703	32.730	21.409	32.311	309.7	28	1:55.436 B	19.491	35.425	22.275	38.245	316.0
49	1:44.741	17.771	32.990	21.477	32.503	308.0	29	:12:08.612	...	32.978	21.415	32.238	202.1
50	1:50.475 B	17.797	34.818	22.290	35.570	308.9	30	1:43.419	17.587	32.487	21.212	32.133	317.0
51	17:50.001	...	33.985	21.740	32.458	174.0	31	1:43.562	17.411	32.642	21.486	32.023	316.0
52	1:43.536	17.752	32.478	21.278	32.028	308.9	32	1:43.847	17.490	32.599	21.563	32.195	317.0
53	1:43.424	17.600	32.545	21.292	31.987	308.0	33	1:43.463	17.436	32.448	21.376	32.203	317.9
54	1:43.394	17.525	32.595	21.267	32.007	311.5	34	1:56.333 B	18.028	37.389	22.637	38.279	318.8
55	1:43.230	17.581	32.399	21.342	31.908	309.7	35	8:34.614	7:04.440	33.164	21.672	35.338	185.8
56	1:54.517 B	20.103	34.387	22.524	37.503	301.2	36	1:42.357	17.392	32.120	21.134	31.711	319.8
57	5:01.837	3:34.021	33.826	21.948	32.042	159.9	37	1:42.102	17.391	32.063	20.978	31.670	317.9
58	1:42.371	17.537	32.060	21.064	31.710	308.9	38	1:42.803	17.353	32.170	21.069	32.211	317.9
59	1:42.679	17.506	32.130	21.178	31.865	310.6	39	1:51.472 B	17.429	34.202	21.829	38.012	315.1
60	1:51.851 B	20.409	34.340	22.001	35.101	308.9							
61	19:32.849	...	40.679	30.872	34.323	152.5							
62	1:53.605	19.463	35.754	23.708	34.680	269.8							
63	1:54.193	19.729	38.069	23.085	33.310	284.6							
64	1:56.454	18.800	38.946	24.991	33.717	297.0							
65	2:00.886	19.791	36.877	29.228	34.990	287.6							
66	2:05.663 B	19.340	35.025	28.061	43.237	288.4							

97

Xavi VIERGE

TEAM HRC WORLDSBK

HONDA

1	:28:35.945	...	34.882	21.865	32.723	162.5
2	1:43.491	17.648	32.555	21.323	31.965	321.7
3	1:42.929	17.406	32.526	21.213	31.784	323.6
4	1:43.217	17.395	32.540	21.194	32.088	323.6
5	1:50.882 B	17.468	32.584	23.430	37.400	322.6

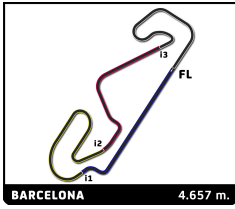
145

Tetsuta NAGASHIMA

HRC TEST TEAM

HONDA

1	:17:20.158	...	35.815	23.086	33.999	203.2
2	1:51.018	20.203	35.479	22.320	33.016	317.9
3	1:46.629	18.168	33.760	21.953	32.748	319.8
4	1:45.759	17.937	33.435	21.723	32.664	321.7
5	1:45.492	17.885	33.249	21.736	32.622	318.8
6	1:58.949 B	19.986	36.153	23.560	39.250	319.8
7	33:16.879	...	34.518	22.100	36.706	179.4
8	1:51.043	17.919	33.641	21.749	37.734	317.0
9	1:46.182	17.322	33.701	22.339	32.820	320.7

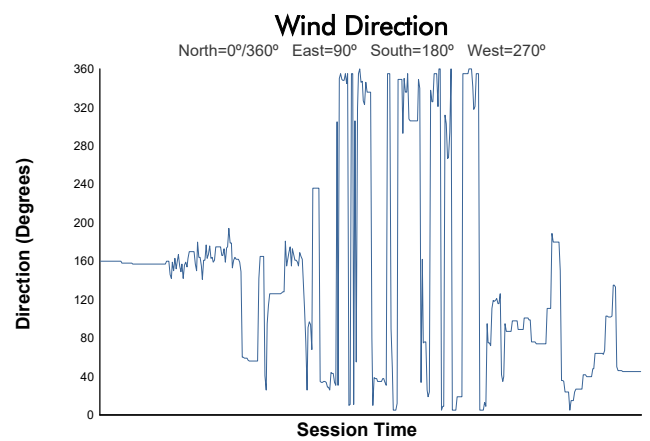
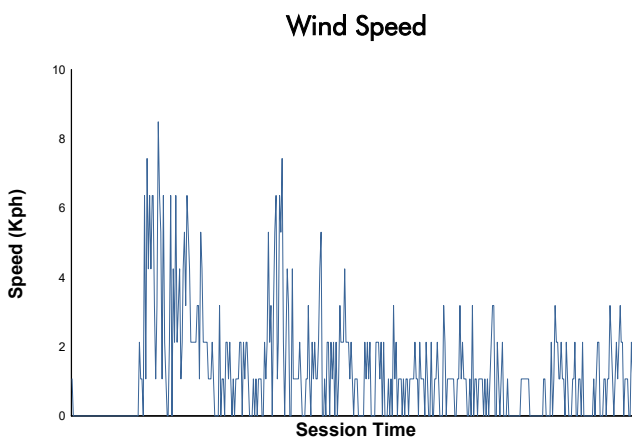
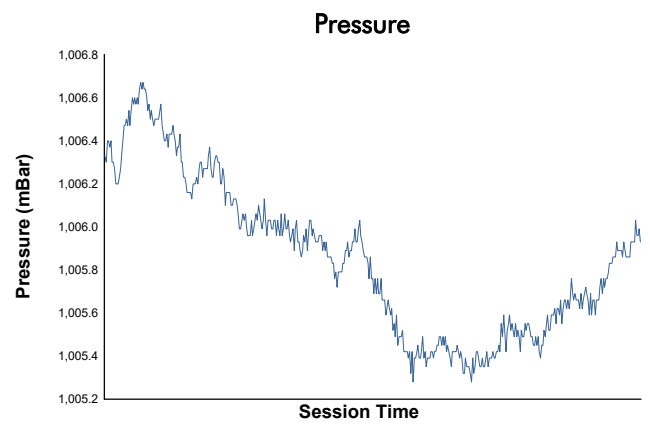
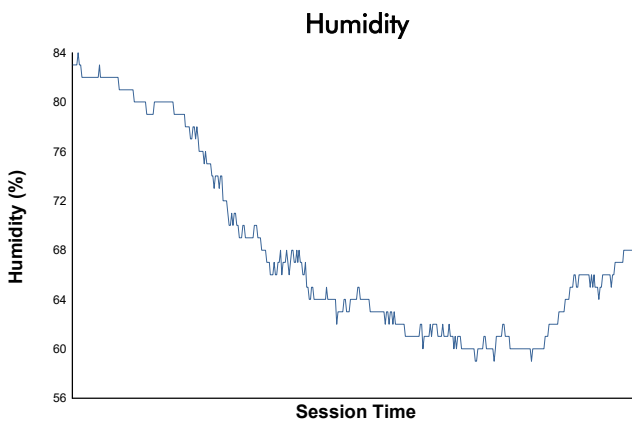
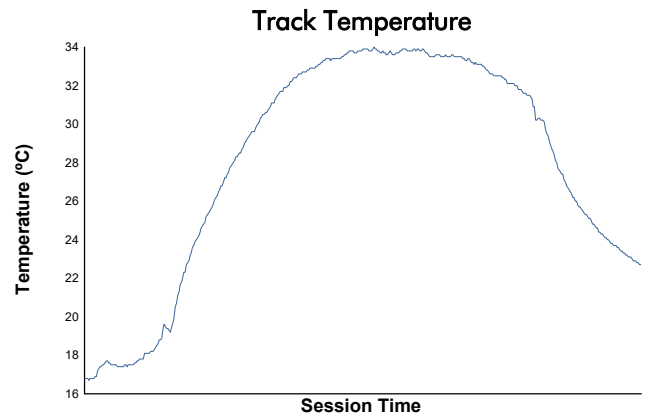
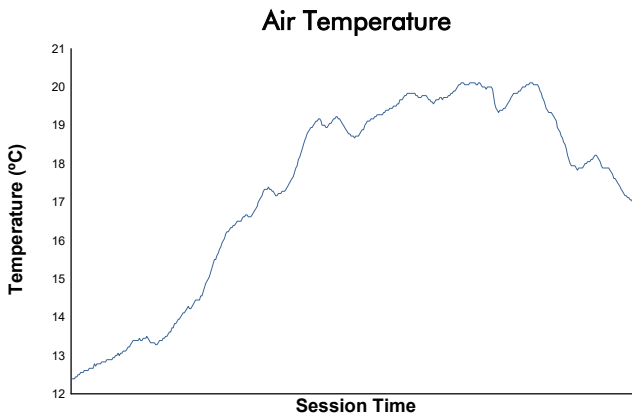


WORLDSBK BARCELONA SUPPORTED TEST

WSBK

Day 2

Weather Report



Track Status: **DRY**